



DESIGNER RADIATORS & TOWEL RAILS

Vol.17 | January 2024

All prices shown include VAT

Front cover image:
Vulcano Vertical shown in Patina Green RAL 6000

Inside front cover image:
Cornelli shown in White RAL 9016 Matt

All prices shown include VAT



DQ HEATING'S SUSTAINABILITY PLEDGE

We are continually working on improving our sustainability – to see our progress, please scan the QR code to visit our website



DQ Heating have been established in the heating industry for over 20 years and is one of the leading suppliers of designer radiators, towel rails and heating accessories in the UK. Our distribution hub & factory is based in the heart of the Thetford Forest in Norfolk, which is the largest lowland pine forest in Britain. Because DQ is family owned and run, we pride ourselves on offering a personal service. Whether you're making an enquiry, have a technical query, placing an order or have a return, we don't like to make things harder than they need to be – our dedicated customer care team is always happy to help.

We aim to bring the best selection of designer radiators and towel rails from across the globe to meet your exact requirements at competitive prices. We have over 40,000 stock products in our warehouse that are all available on a next working day delivery service, if ordered before 15:00, and many more that can be quickly supplied in the exact finish you require.

We have a state-of-the-art powder coating facility installed at our factory and with a large range of our product portfolio finished in house, we now have even more control over the quality of the products we supply. This means we also have an even wider selection of our designer radiators and towel rails available in an unlimited array of colours and finishes for you to choose from. However, if you cannot find the colour you require, just contact us and we can find you an alternative.



Distribution Hub



Our customer care team are always available for help and advice



We can powder coat large or small volumes with ease



Our new packaging machine has enabled us to further reduce the amount of plastic and cardboard we use





CONTENTS

All prices shown include VAT



DESIGNER COLLECTION

Mild Steel

Vulcano	4 - 5
Cube	6 - 7
Tornado	8 - 9
Cove	10 - 11
Cassius	12 - 13
Cove Mirror	14

Aluminium

Ruvo	15
Galena	16 - 17
Vela	18

Stainless Steel

Denali	19
Dune	20
Delta	21
Cove Stainless	22 - 23

CAST IRON RADIATORS

Cast Iron

Herbie 2, 3 & 4 Column	NEW 24 - 25
4 & 6 Column	NEW FINISHES 26 - 27

Buckley, Bronte & Loxley	NEW SIZE & FINISHES 28 - 29
Dibley & Martha	NEW 30 - 31

COLUMN RADIATOR COLLECTION

Mild Steel

Modus Stocked Vertical	NEW SIZES 32 - 33
Modus Stocked Horizontal	NEW SIZES 34 - 35
Modus Stocked Lacquered Vertical	NEW SIZES 36 - 37
Modus Stocked Lacquered Horizontal	NEW SIZES 38 - 39
Modus Made to Measure	40 - 44
Bench	45

ELECTRIC HEATING COLLECTION

Modus Electric Vertical	NEW 46
Modus Electric Lacquered Vertical	NEW 47
Modus Electric Horizontal	48
Modus Electric Lacquered Horizontal	49
Trench Heating	50
Vela Electric Wi-Fi	51

BATHROOM COLLECTION

Mild Steel

Azura	52
Tesoro	53
Stalia	NEW FINISH 54

Vulcano T	55
Cube T	56
Tornado T	57
Metro (straight)	58
Orion (curved)	59
Cove TR	60

Aluminium

Cornelli	NEW 61
Indio	NEW 62

Stainless Steel

Austen	63
Rosa (straight)	64
Cavell (curved)	65
Jango	66
Rebo	67
Cove STR	68
Liana	69
Siena (straight)	70
Zante (curved)	71

LUXURY HANDMADE TRADITIONAL COLLECTION

Brass

Bale	NEW 73
Cantley	NEW 74

Ickburgh	NEW FINISHES 75
Elveden	NEW FINISHES 76
Methwold	NEW FINISHES 77
Hockwold	NEW FINISHES 78
Cranwich	NEW FINISHES 79
Hilborough	NEW FINISHES 80
Burnham	NEW 81
Old Buckenham	NEW FINISHES 82
Croxton	NEW FINISHES 83
Lynford	NEW FINISHES 84
Ashill	NEW FINISHES 85

ACCESSORIES

Dual Fuel & All Electric Versions	NEW 86 - 88
Essential Radiator Valves	NEW FINISH 89 - 90
Luxury Thermostatic Valves	NEW FINISH 91 - 92
Luxury Manual Valves	NEW FINISH 92 - 93
Additional Items & Towel Hanging Options	NEW FINISHES 94 - 96

COLOUR CHARTS & FINISHES

RAL Colours	97
Finishes	NEW FINISHES 98
DQ Cast Iron Finishes	NEW FINISHES 99

TERMS & CONDITIONS

VERTICAL

MAIN IMAGE: Shown in Patina Green RAL 6000
INSET IMAGES: Shown in Stone Grey RAL 7030 and White RAL 9016



For instructions and more information



VULCANO

MAIN IMAGE: Shown in Pastel Blue RAL 5024



HORIZONTAL

+ 4

MODEL	HEIGHT (mm)	WIDTH (mm)	WATTS Δt 50°C	BTUs Δt 50°C	WHITE (inc VAT)	ANTHRACITE 7016 TEXTURE (inc VAT)	RAL COLOUR / FINISHES (inc VAT)	WEIGHT (kgs)
SINGLE VERTICAL								
VUL1 147/10 V	1471	400	850	2900	£494.40	£494.40	£544.80	16
VUL1 147/15 V	1471	600	1275	4350	£712.80	£712.80	£784.80	23
VUL1 177/8 V	1771	320	824	2811	£498.00	£498.00	£548.40	15
VUL1 177/10 V	1771	400	1030	3514	£574.80	£574.80	£632.40	19
VUL1 177/13 V	1771	520	1399	4773	£730.80	£730.80	£804.00	24
VUL1 177/15 V	1771	600	1545	5272	£873.60	£873.60	£961.20	28
VUL1 197/8 V	1971	320	912	3112	£549.60	£549.60	£604.80	16
VUL1 197/10 V	1971	400	1140	3890	£632.40	£632.40	£696.00	21
VUL1 197/13 V	1971	520	1482	5057	£758.40	£758.40	£835.20	27
VUL1 197/15 V	1971	600	1710	5835	£904.80	£904.80	£996.00	31
DOUBLE VERTICAL								
VUL2 147/8 V	1471	320	1136	3876	£535.20	£535.20	£589.20	24
VUL2 147/10 V	1471	400	1420	4845	£662.40	£662.40	£729.60	30
VUL2 147/13 V	1471	520	1846	6299	£854.40	£854.40	£940.80	39
VUL2 147/15 V	1471	600	2130	7268	£1,018.80	£1,018.80	£1,120.80	45
VUL2 177/8 V	1771	320	1368	4668	£666.00	£666.00	£733.20	29
VUL2 177/10 V	1771	400	1710	5835	£810.00	£810.00	£891.60	36
VUL2 177/13 V	1771	520	2223	7585	£1,072.80	£1,072.80	£1,180.80	47
VUL2 177/15 V	1771	600	2565	8752	£1,114.80	£1,114.80	£1,226.40	54
VUL2 197/8 V	1971	320	1520	5186	£752.40	£752.40	£828.00	32
VUL2 197/10 V	1971	400	1900	6483	£915.60	£915.60	£1,008.00	40
VUL2 197/13 V	1971	520	2470	8428	£1,099.20	£1,099.20	£1,209.60	52
VUL2 197/15 V	1971	600	2850	9724	£1,267.20	£1,267.20	£1,394.40	60
VUL2 197/18 V	1971	720	3420	11669	£1,515.60	£1,515.60	£1,668.00	72
VUL2 197/20 V	1971	800	3800	12966	£1,682.40	£1,682.40	£1,851.60	80

MODEL	HEIGHT (mm)	WIDTH (mm)	WATTS Δt 50°C	BTUs Δt 50°C	WHITE (inc VAT)	ANTHRACITE 7016 TEXTURE (inc VAT)	RAL COLOUR / FINISHES (inc VAT)	WEIGHT (kgs)
SINGLE HORIZONTAL								
VUL1 57/13 H	520	571	455	1552	£337.20	£337.20	£372.00	8
VUL1 57/15 H	600	571	525	1791	£378.00	£378.00	£416.40	10
VUL1 72/13 H	520	721	546	1863	£397.20	£397.20	£438.00	10
VUL1 72/15 H	600	721	630	2150	£438.00	£438.00	£482.40	12
VUL1 97/13 H	520	971	728	2484	£468.00	£468.00	£514.80	14
VUL1 97/15 H	600	971	840	2866	£524.40	£524.40	£577.20	16
VUL1 147/13 H	520	1471	1105	3770	£613.20	£613.20	£675.60	20
VUL1 147/15 H	600	1471	1275	4350	£712.80	£712.80	£784.80	23
DOUBLE HORIZONTAL								
VUL2 57/10 H	400	571	580	1979	£351.60	£351.60	£387.60	12
VUL2 57/13 H	520	571	754	2573	£423.60	£423.60	£466.80	16
VUL2 57/15 H	600	571	870	2968	£458.40	£458.40	£505.20	18
VUL2 72/10 H	400	721	700	2388	£444.00	£444.00	£488.40	15
VUL2 72/13 H	520	721	910	3105	£504.00	£504.00	£554.40	20
VUL2 72/15 H	600	721	1050	3583	£582.00	£582.00	£640.80	23
VUL2 97/10 H	400	971	940	3207	£595.20	£595.20	£655.20	20
VUL2 97/13 H	520	971	1222	4169	£676.80	£676.80	£745.20	26
VUL2 97/15 H	600	971	1410	4811	£772.80	£772.80	£850.80	30
VUL2 147/10 H	400	1471	1420	4845	£662.40	£662.40	£729.60	30
VUL2 147/13 H	520	1471	1846	6299	£854.40	£854.40	£940.80	39
VUL2 147/15 H	600	1471	2130	7268	£1,018.80	£1,018.80	£1,120.80	45

* 7-10 working days delivery * Additional sizes available on request

VALVES & ACCESSORIES (please see pages 89 - 96) **ADDITIONAL EXTRAS:** Underneath Connections + £180.00

Vertical wall to front face: Single = 98mm / Double = 98mm

Horizontal wall to front face: Single = 107-112mm / Double = 90mm

Available in the following finishes:



Low Water Content



Mild steel



Delivery 7-10 working days



5 Year Guarantee



White 9016



Anthracite 7016 Texture



RAL Colour page 97



Finishes page 98

5 +

VERTICAL

MAIN IMAGE: Shown in Antique Pink RAL 3014
INSET IMAGES: Shown in M02 Historic Copper and White RAL 9016



For instructions and more information



CUBE

MAIN IMAGE: Shown in Traffic Yellow RAL 1023

HORIZONTAL

MODEL	HEIGHT (mm)	WIDTH (mm)	WATTS Δt 50°C	BTUs Δt 50°C	WHITE (inc VAT)	ANTHRACITE 7016 TEXTURE (inc VAT)	RAL COLOUR / FINISHES (inc VAT)	WEIGHT (kgs)
SINGLE VERTICAL								
CUB1 65/10 V	656	400	460	1570	£510.00	£510.00	£561.60	9
CUB1 65/15 V	656	600	690	2354	£616.80	£616.80	£679.20	13
CUB1 147/10 V	1471	400	1060	3617	£753.60	£753.60	£829.20	19
CUB1 147/13 V	1471	520	1378	4702	£931.20	£931.20	£1,024.80	24
CUB1 147/15 V	1471	600	1590	5425	£1,083.60	£1,083.60	£1,192.80	28
CUB1 177/10 V	1771	400	1270	4333	£873.60	£873.60	£961.20	22
CUB1 177/13 V	1771	520	1651	5633	£1,114.80	£1,114.80	£1,226.40	29
CUB1 177/15 V	1771	600	1905	6500	£1,306.80	£1,306.80	£1,437.60	33
CUB1 197/10 V	1971	400	1420	4845	£967.20	£967.20	£1,064.40	25
CUB1 197/13 V	1971	520	1846	6299	£1,159.20	£1,159.20	£1,275.60	32
CUB1 197/15 V	1971	600	2130	7268	£1,348.80	£1,348.80	£1,484.40	37
CUB1 197/18 V	1971	720	2556	8721	£1,534.80	£1,534.80	£1,688.40	44
DOUBLE VERTICAL								
CUB2 65/10 V	656	400	780	2661	£601.20	£601.20	£662.40	16
CUB2 65/13 V	656	520	1014	3460	£682.80	£682.80	£751.20	21
CUB2 72/15 V	721	600	1305	4453	£885.60	£885.60	£974.40	32
CUB2 97/15 V	971	600	1740	5937	£1,174.80	£1,174.80	£1,292.40	36
CUB2 147/10 V	1471	400	1760	6005	£1,006.80	£1,006.80	£1,107.60	36
CUB2 147/13 V	1471	520	2288	7807	£1,300.80	£1,300.80	£1,431.60	47
CUB2 147/15 V	1471	600	2640	9008	£1,555.20	£1,555.20	£1,711.20	54
CUB2 177/10 V	1771	400	2120	7233	£1,233.60	£1,233.60	£1,357.20	43
CUB2 177/13 V	1771	520	2756	9403	£1,641.60	£1,641.60	£1,806.00	56
CUB2 177/15 V	1771	600	3180	10850	£1,940.40	£1,940.40	£2,134.80	65
CUB2 197/10 V	1971	400	2360	8052	£1,398.00	£1,398.00	£1,538.40	48
CUB2 197/13 V	1971	520	3068	10468	£1,677.60	£1,677.60	£1,845.60	63
CUB2 197/15 V	1971	600	3540	12078	£1,990.80	£1,990.80	£2,190.00	72
CUB2 197/18 V	1971	720	4248	14494	£2,307.60	£2,307.60	£2,539.20	87

MODEL	HEIGHT (mm)	WIDTH (mm)	WATTS Δt 50°C	BTUs Δt 50°C	WHITE (inc VAT)	ANTHRACITE 7016 TEXTURE (inc VAT)	RAL COLOUR / FINISHES (inc VAT)	WEIGHT (kgs)
SINGLE HORIZONTAL								
CUB1 57/10 H	400	571	410	1399	£474.00	£474.00	£522.00	8
CUB1 57/15 H	600	571	615	2098	£571.20	£571.20	£628.80	12
CUB1 72/10 H	400	721	520	1774	£549.60	£549.60	£604.80	10
CUB1 72/15 H	600	721	780	2661	£668.40	£668.40	£735.60	14
CUB1 97/10 H	400	971	700	2388	£650.40	£650.40	£716.40	13
CUB1 97/15 H	600	971	1050	3583	£798.00	£798.00	£878.40	19
CUB1 147/10 H	400	1471	1060	3617	£753.60	£753.60	£829.20	19
CUB1 147/15 H	600	1471	1590	5425	£1,083.60	£1,083.60	£1,192.80	28
CUB1 177/10 H	400	1771	1270	4333	£873.60	£873.60	£961.20	22
CUB1 177/13 H	520	1771	1651	5633	£1,114.80	£1,114.80	£1,226.40	29
CUB1 177/15 H	600	1771	1905	6500	£1,306.80	£1,306.80	£1,437.60	33
CUB1 197/10 H	400	1971	1420	4845	£967.20	£967.20	£1,064.40	25
CUB1 197/15 H	600	1971	2130	7268	£1,348.80	£1,348.80	£1,484.40	37
DOUBLE HORIZONTAL								
CUB2 57/10 H	400	571	680	2320	£692.40	£692.40	£762.00	15
CUB2 57/15 H	600	571	1020	3480	£702.00	£702.00	£772.80	22
CUB2 72/10 H	400	721	870	2968	£812.40	£812.40	£894.00	18
CUB2 72/15 H	600	721	1305	4453	£885.60	£885.60	£974.40	32
CUB2 97/10 H	400	971	1160	3958	£904.80	£904.80	£996.00	24
CUB2 97/15 H	600	971	1740	5937	£1,174.80	£1,174.80	£1,292.40	36
CUB2 147/10 H	400	1471	1760	6005	£1,006.80	£1,006.80	£1,107.60	36
CUB2 147/15 H	600	1471	2640	9008	£1,555.20	£1,555.20	£1,711.20	54
CUB2 177/10 H	400	1771	2120	7233	£1,233.60	£1,233.60	£1,357.20	43
CUB2 177/13 H	520	1771	2756	9403	£1,641.60	£1,641.60	£1,806.00	56
CUB2 177/15 H	600	1771	3180	10850	£1,940.40	£1,940.40	£2,134.80	65
CUB2 197/10 H	400	1971	2360	8052	£1,398.00	£1,398.00	£1,538.40	48
CUB2 197/13 H	520	1971	3068	10468	£1,677.60	£1,677.60	£1,845.60	63
CUB2 197/15 H	600	1971	3540	12078	£1,990.80	£1,990.80	£2,190.00	72

* All items in bold – 7-10 working days delivery * All items not in bold – 4-6 weeks delivery * Additional sizes available on request

VALVES & ACCESSORIES (please see pages 89 - 96) **ADDITIONAL EXTRAS:** Underneath Connections + £180.00

Vertical wall to front face: Single = 100mm / Double = 100mm

Horizontal wall to front face: Single = 112-117mm / Double = 100mm

Available in the following finishes:



Low Water Content



Mild steel



All items in bold 7-10 working days



5 Year Guarantee



White 9016



Anthracite 7016 Texture



RAL Colour page 97



Finishes page 98

VERTICAL

MAIN IMAGE: Shown in Pastel Turquoise RAL 6034
INSET IMAGES: Shown in Anthracite 7016 Texture and White RAL 9016



For instructions and more information



TORNADO

MAIN IMAGE: Shown in Salmon Orange RAL 2012



HORIZONTAL

MODEL	HEIGHT (mm)	WIDTH (mm)	WATTS Δt 50°C	BTUs Δt 50°C	WHITE (inc VAT)	ANTHRACITE 7016 TEXTURE (inc VAT)	RAL COLOUR / FINISHES (inc VAT)	WEIGHT (kgs)
SINGLE VERTICAL								
TOR1 65/6 V	656	456	336	1146	£357.60	£357.60	£393.60	8
TOR1 65/8 V	656	606	448	1529	£447.60	£447.60	£493.20	11
TOR1 147/4 V	1471	306	492	1679	£412.80	£412.80	£454.80	11
TOR1 147/6 V	1471	456	738	2518	£535.20	£535.20	£589.20	17
TOR1 147/8 V	1471	606	984	3357	£626.40	£626.40	£690.00	22
TOR1 177/4 V	1771	306	592	2020	£434.40	£434.40	£478.80	13
TOR1 177/6 V	1771	456	888	3030	£571.20	£571.20	£628.80	20
TOR1 177/8 V	1771	606	1184	4040	£672.00	£672.00	£739.20	27
TOR1 197/4 V	1971	306	664	2266	£478.80	£478.80	£526.80	15
TOR1 197/6 V	1971	456	996	3398	£616.80	£616.80	£679.20	22
TOR1 197/8 V	1971	606	1328	4531	£739.20	£739.20	£813.60	30
TOR1 197/10 V	1971	756	1660	5664	£879.60	£879.60	£968.40	37
DOUBLE VERTICAL								
TOR2 65/6 V	656	456	546	1863	£632.40	£632.40	£696.00	15
TOR2 65/8 V	656	606	728	2484	£784.80	£784.80	£864.00	20
TOR2 147/4 V	1471	306	788	2689	£728.40	£728.40	£801.60	22
TOR2 147/6 V	1471	456	1182	4033	£951.60	£951.60	£1,047.60	33
TOR2 147/8 V	1471	606	1576	5377	£1,104.00	£1,104.00	£1,214.40	43
TOR2 177/4 V	1771	306	952	3248	£763.20	£763.20	£840.00	26
TOR2 177/6 V	1771	456	1428	4872	£1,006.80	£1,006.80	£1,107.60	39
TOR2 177/8 V	1771	606	1904	6496	£1,190.40	£1,190.40	£1,310.40	52
TOR2 197/4 V	1971	306	1060	3617	£828.00	£828.00	£910.80	29
TOR2 197/6 V	1971	456	1590	5425	£1,058.40	£1,058.40	£1,165.20	43
TOR2 197/8 V	1971	606	2120	7233	£1,306.80	£1,306.80	£1,437.60	58
TOR2 197/10 V	1971	756	2650	9042	£1,555.20	£1,555.20	£1,711.20	72

MODEL	HEIGHT (mm)	WIDTH (mm)	WATTS Δt 50°C	BTUs Δt 50°C	WHITE (inc VAT)	ANTHRACITE 7016 TEXTURE (inc VAT)	RAL COLOUR / FINISHES (inc VAT)	WEIGHT (kgs)
SINGLE HORIZONTAL								
TOR1 65/6 H	456	656	336	1146	£357.60	£357.60	£393.60	8
TOR1 65/8 H	606	656	448	1529	£447.60	£447.60	£493.20	11
TOR1 72/6 H	456	721	360	1228	£378.00	£378.00	£416.40	9
TOR1 72/8 H	606	721	480	1638	£453.60	£453.60	£499.20	12
TOR1 97/6 H	456	971	486	1658	£412.80	£412.80	£454.80	11
TOR1 97/8 H	606	971	648	2211	£494.40	£494.40	£544.80	15
TOR1 116/6 H	456	1166	588	2006	£447.60	£447.60	£493.20	14
TOR1 116/8 H	606	1166	784	2675	£540.00	£540.00	£594.00	18
TOR1 147/6 H	456	1471	738	2518	£535.20	£535.20	£589.20	17
TOR1 147/8 H	606	1471	984	3357	£626.40	£626.40	£690.00	22
TOR1 177/6 H	456	1771	888	3030	£571.20	£571.20	£628.80	20
TOR1 177/8 H	606	1771	1184	4040	£672.00	£672.00	£739.20	27
TOR1 197/6 H	456	1971	996	3398	£616.80	£616.80	£679.20	22
TOR1 197/8 H	606	1971	1328	4531	£739.20	£739.20	£813.60	30
DOUBLE HORIZONTAL								
TOR2 65/6 H	456	656	546	1863	£632.40	£632.40	£696.00	15
TOR2 65/8 H	606	656	728	2484	£784.80	£784.80	£864.00	20
TOR2 72/6 H	456	721	588	2006	£661.20	£661.20	£728.40	16
TOR2 72/8 H	606	721	784	2675	£804.00	£804.00	£884.40	22
TOR2 97/6 H	456	971	786	2682	£723.60	£723.60	£796.80	22
TOR2 97/8 H	606	971	1048	3576	£870.00	£870.00	£957.60	29
TOR2 116/6 H	456	1166	942	3214	£788.40	£788.40	£867.60	26
TOR2 116/8 H	606	1166	1256	4285	£955.20	£955.20	£1,051.20	35
TOR2 147/6 H	456	1471	1182	4033	£951.60	£951.60	£1,047.60	33
TOR2 147/8 H	606	1471	1576	5377	£1,104.00	£1,104.00	£1,214.40	43
TOR2 177/6 H	456	1771	1428	4872	£1,006.80	£1,006.80	£1,107.60	39
TOR2 177/8 H	606	1771	1904	6496	£1,190.40	£1,190.40	£1,310.40	52
TOR2 197/6 H	456	1971	1590	5425	£1,058.40	£1,058.40	£1,165.20	43
TOR2 197/8 H	606	1971	2120	7233	£1,306.80	£1,306.80	£1,437.60	58

* All items in bold – 7-10 working days delivery * All items not in bold – 4-6 weeks delivery * Additional sizes available on request

VALVES / TOWEL HANGING OPTIONS / OTHER ACCESSORIES (please see pages 89 - 96) **ADDITIONAL EXTRAS:** Underneath Connections + £180.00

Vertical wall to front face: Single = 90mm / Double = 90mm

Horizontal wall to front face: Single = 103-108mm / Double = 110mm

Available in the following finishes:



Mild steel



All Items in bold 7-10 working days



5 Year Guarantee



White 9016



Anthracite 7016 Texture



RAL Colour page 97




Finishes page 98

VERTICAL



For instructions and more information

MAIN IMAGE: Shown in Red Lilac RAL 4001
INSET IMAGES: Shown in White RAL 9016 and Anthracite 7016 Texture



COVE

HORIZONTAL



MAIN IMAGE: Shown in White RAL 9016

+ 10

MODEL	HEIGHT (mm)	WIDTH (mm)	WATTS Δt 50°C	BTUs Δt 50°C	WHITE (inc VAT)	ANTHRACITE 7016 TEXTURE (inc VAT)	RAL COLOUR / FINISHES (inc VAT)	WEIGHT (kgs)
SINGLE VERTICAL								
Cove 150/5	1500	295	530	1808	£175.20	£175.20	£246.00	14
Cove 150/7	1500	413	750	2559	£234.00	£234.00	£327.60	19
Cove 180/5	1800	295	640	2184	£198.00	£198.00	£276.00	18
Cove 180/7	1800	413	895	3054	£262.80	£262.80	£368.40	22
Cove 180/9	1800	531	1155	3941	£337.20	£337.20	£470.40	28
DOUBLE VERTICAL								
Cove 150/5D	1500	295	800	2730	£321.60	£321.60	£450.00	25
Cove 150/7D	1500	413	1130	3856	£438.00	£438.00	£613.20	35
Cove 180/5D	1800	295	970	3310	£350.40	£350.40	£490.80	28
Cove 180/7D	1800	413	1350	4606	£489.60	£489.60	£685.20	40
Cove 180/9D	1800	531	1740	5937	£657.60	£657.60	£919.20	50

MODEL	HEIGHT (mm)	WIDTH (mm)	WATTS Δt 50°C	BTUs Δt 50°C	WHITE (inc VAT)	ANTHRACITE 7016 TEXTURE (inc VAT)	RAL COLOUR / FINISHES (inc VAT)	WEIGHT (kgs)
SINGLE HORIZONTAL								
Cove 550/7	550	413	275	938	£162.00	£162.00	£225.60	10
Cove 550/10	550	590	390	1331	£205.20	£205.20	£286.80	12
Cove 550/14	550	826	550	1877	£271.20	£271.20	£378.00	16
Cove 550/17	550	1003	665	2269	£337.20	£337.20	£470.40	20
Cove 550/20	550	1180	780	2661	£380.40	£380.40	£532.80	22
Cove 550/24	550	1412	1024	3495	£444.00	£444.00	£577.20	26
DOUBLE HORIZONTAL								
Cove 550/7D	550	413	440	1501	£226.80	£226.80	£316.80	17
Cove 550/10D	550	590	625	2133	£308.40	£308.40	£428.40	19
Cove 550/14D	550	826	880	3003	£409.20	£409.20	£572.40	27
Cove 550/17D	550	1003	1065	3634	£489.60	£489.60	£685.20	33
Cove 550/20D	550	1180	1250	4265	£562.80	£562.80	£786.00	39
Cove 550/24D	550	1412	1500	5118	£669.60	£669.60	£870.00	45

* All items in bold – next working day delivery * All items not in bold – 7-10 working days delivery

VALVES / TOWEL HANGING OPTIONS / OTHER ACCESSORIES (please see pages 89 - 96)

ADDITIONAL EXTRAS: Cove Brackets to hang vertical radiator, horizontally + **£36.00**

Wall to front face: Single = 105mm / Double = 105mm

Available in the following finishes:



Mild steel



All Items in bold next working day



Year Guarantee



White 9016



Anthracite 7016 Texture



RAL Colour page 97



Finishes page 98

11 +

VERTICAL

MAIN IMAGE: Shown in Anthracite 7016 Texture
INSET IMAGES: Shown in White RAL 9016 and Anthracite RAL 7016 Texture



For instructions and more information



CASSIUS

MAIN IMAGE: Shown in White RAL 9016



HORIZONTAL

+ 12

MODEL	HEIGHT (mm)	WIDTH (mm)	WATTS Δt 50°C	BTUs Δt 50°C	WHITE (inc VAT)	ANTHRACITE 7016 TEXTURE (inc VAT)	RAL COLOUR / FINISHES (inc VAT)	WEIGHT (kgs)
VERTICAL								
Cassius 180/3	1800	230	922	3147	£234.00	£234.00	£327.60	20
Cassius 180/5	1800	370	1538	5245	£394.80	£394.80	£550.80	35
Cassius 180/7	1800	510	2153	7344	£540.00	£540.00	£754.80	47



Slip-on Feet shown in White



Slip-on Feet shown in Anthracite



Towel Bar shown in White

MODEL	HEIGHT (mm)	WIDTH (mm)	WATTS Δt 50°C	BTUs Δt 50°C	WHITE (inc VAT)	ANTHRACITE 7016 TEXTURE (inc VAT)	RAL COLOUR / FINISHES (inc VAT)	WEIGHT (kgs)
HORIZONTAL								
Cassius 550/7	550	507	505	1722	£255.60	£255.60	£357.60	17
Cassius 550/11	550	785	793	2706	£394.80	£394.80	£550.80	27
Cassius 550/14	550	993	1009	3444	£508.80	£508.80	£711.60	35
Cassius 550/17	550	1202	1210	4128	£609.60	£609.60	£853.20	42

* All items in bold – next working day delivery * All items not in bold – 7-10 working days delivery

VALVES / TOWEL HANGING OPTIONS / OTHER ACCESSORIES (please see pages 89 - 96)

Wall to front face = 115mm



Mild steel



All Items in bold next working day



Year Guarantee



White 9016



Anthracite 7016 Texture



RAL Colour page 97




Finishes page 98

Available in the following finishes:

MAIN IMAGE: Shown in White RAL 9016
 INSET IMAGE: Shown in Anthracite RAL 7016 Texture



For instructions and more information



COVE MIRROR

MODEL	HEIGHT (mm)	WIDTH (mm)	WATTS Δt 50°C	BTUs Δt 50°C	WHITE (inc VAT)	ANTHRACITE 7016 TEXTURE (inc VAT)	WEIGHT (kgs)
Cove M180/4	1800	382	495	1688	£340.80	£340.80	21
Cove M180/6	1800	500	850	2900	£402.00	£402.00	27

* Next working day delivery

VALVES / TOWEL HANGING OPTIONS / OTHER ACCESSORIES (please see pages 89 - 96)

Wall to front face = 105mm

Available in the following finishes:



White 9016



Anthracite 7016 Texture



Mild steel



Next working day



5 Year Guarantee

+ 14

MAIN IMAGE: Shown in Signal Black RAL 9004
 INSET IMAGE: Shown in Light Blue RAL 5012



For instructions and more information

100% RECYCLED ALUMINIUM



RUVO

MODEL	HEIGHT (mm)	WIDTH (mm)	WATTS Δt 50°C	BTUs Δt 50°C	WHITE MATT (inc VAT)	ANTHRACITE 7016 MATT (inc VAT)	RAL COLOUR / FINISHES (inc VAT)	WEIGHT (kgs)
Ruvo 180/2	1800	315	829	2829	£546.00	£546.00	£714.00	11
Ruvo 180/4	1800	635	1657	5654	£1,092.00	£1,092.00	£1,419.60	22

* All items in bold – next working day delivery * All items not in bold – 7-10 working days delivery

VALVES & ACCESSORIES (please see pages 89 - 96)

Wall to front face = 110mm

Available in the following finishes:



White 9016 Matt



Anthracite 7016 Matt



RAL Colour page 97



Finishes page 98



Low Water Content



Aluminium



All Items in bold next working day



5 Year Guarantee

15 +

VERTICAL

MAIN IMAGE: Shown in Anthracite 7016 Texture
INSET IMAGES: Shown in White 9016 Matt and Anthracite 7016 Texture



For instructions and more information



GALENA

MAIN IMAGE: Shown in White 9016 Matt

HORIZONTAL

+ 16

MODEL	HEIGHT (mm)	WIDTH (mm)	WATTS Δt 50°C	BTUs Δt 50°C	WHITE MATT (inc VAT)	ANTHRACITE 7016 TEXTURE (inc VAT)	WEIGHT (kgs)
VERTICAL							
Galena 180/5	1800	375	1368	4667	£686.40	£686.40	22
Galena 180/7	1800	525	1915	6534	£936.00	£936.00	30

MODEL	HEIGHT (mm)	WIDTH (mm)	WATTS Δt 50°C	BTUs Δt 50°C	WHITE MATT (inc VAT)	ANTHRACITE 7016 TEXTURE (inc VAT)	WEIGHT (kgs)
HORIZONTAL							
Galena 600/6	600	450	626	2136	£403.20	£403.20	9
Galena 600/8	600	600	835	2849	£532.80	£532.80	11
Galena 600/11	600	825	1148	3917	£729.60	£729.60	16
Galena 600/14	600	1050	1462	4988	£926.40	£926.40	20
Galena 600/16	600	1200	1670	5698	£1,056.00	£1,056.00	23
Galena 600/19	600	1425	1984	6769	£1,252.80	£1,252.80	28

Next working day delivery

VALVES & ACCESSORIES (please see pages 89 - 96)

Wall to front face = 103mm

Available in the following finishes:



Low Water Content



Aluminium



All Items in bold next working day



5 Year Guarantee



White 9016 Matt



Anthracite 7016 Texture

17 +



MAIN IMAGE: Shown in Anthracite RAL 7016 Matt
INSET IMAGE: Shown in White RAL 9016 Matt and Anthracite RAL 7016 Matt



For instructions and more information

100% RECYCLED ALUMINIUM



Towel Bar in Polished



MAIN IMAGE: Shown in Black Nickel
INSET IMAGES: Shown in Black Nickel Lacquer and Copper Lacquer



For instructions and more information



VELA

MODEL	HEIGHT (mm)	WIDTH (mm)	WATTS Δt 50°C	BTUs Δt 50°C	WHITE MATT (inc VAT)	ANTHRACITE 7016 MATT (inc VAT)	WEIGHT (kgs)
VERTICAL							
Vela 190/3	1900	363	843	2876	£810.00	£810.00	20
Vela 190/4	1900	485	1124	3835	£1,030.80	£1,030.80	26
HORIZONTAL							
Vela 60/3	600	363	318	1085	£528.00	£528.00	6
Vela 60/5	600	606	530	1808	£804.00	£804.00	10
Vela 60/7	600	849	742	2532	£1,076.40	£1,076.40	14
Vela 60/9	600	1092	954	3255	£1,352.40	£1,352.40	18

Next working day delivery

VALVES / TOWEL HANGING OPTIONS / OTHER ACCESSORIES (please see pages 89 - 96)

Wall to front face = 90mm



+ 18

Low Water Content
Aluminium
Next working day
5 Year Guarantee

Available in the following finishes:



White 9016 Matt
Anthracite 7016 Matt

DENALI

MODEL	HEIGHT (mm)	WIDTH (mm)	WATTS Δt 50°C	BTUs Δt 50°C	COPPER LACQUER (inc VAT)	BLACK NICKEL LACQUER (inc VAT)	WEIGHT (kgs)
Denali 180/5	1800	295	640	2184	£754.80	£754.80	15
Denali 180/7	1800	413	895	3054	£1,008.00	£1,008.00	20

* 7-10 working days delivery

VALVES / TOWEL HANGING OPTIONS / OTHER ACCESSORIES (please see pages 89 - 96)

Wall to front face = 105mm



Stainless steel Grade 304
All items 7-10 working days
25 Year Guarantee

Available in the following finishes:



Copper Lacquer
Black Nickel Lacquer

19 +

MAIN AND INSET IMAGE: Shown in Brushed



For instructions and more information



DUNE

MODEL	HEIGHT (mm)	WIDTH (mm)	WATTS Δt 50°C	BTUs Δt 50°C	BRUSHED STAINLESS (inc VAT)	POLISHED STAINLESS (inc VAT)	RAL COLOUR / FINISHES (inc VAT)	WEIGHT (kgs)
Dune 160/5	1600	280	944	3223	£1,070.40	£1,174.80	£1,527.60	12
Dune 160/8	1600	460	1511	5156	£1,620.00	£1,801.20	£2,340.00	18
Dune 180/5	1800	280	1062	3625	£1,188.00	£1,310.40	£1,702.80	13
Dune 180/8	1800	460	1700	5800	£1,825.20	£2,000.40	£2,600.40	20
Dune 200/5	2000	280	1180	4027	£1,315.20	£1,450.80	£1,885.20	15
Dune 200/8	2000	460	1888	6445	£2,008.80	£2,215.20	£2,881.20	23

* All items in bold – next working day delivery * All items not in bold – 7-10 working days delivery

VALVES & ACCESSORIES (please see pages 89 - 96)

Wall to front face = 90-100mm

Available in the following finishes:



Stainless steel Grade 304



All items in bold next working day



Year Guarantee



Brushed Stainless



Polished Stainless



RAL Colour page 97



Finishes page 98

+ 20

MAIN AND INSET IMAGE: Shown in Brushed



For instructions and more information



DELTA

MODEL	HEIGHT (mm)	WIDTH (mm)	WATTS Δt 50°C	BTUs Δt 50°C	BRUSHED STAINLESS (inc VAT)	POLISHED STAINLESS (inc VAT)	RAL COLOUR / FINISHES (inc VAT)	WEIGHT (kgs)
VERTICAL								
Delta 160/4 V	1600	230	631	2155	£759.60	£836.40	£1,087.20	12
Delta 160/7 V	1600	410	929	3173	£1,106.40	£1,218.00	£1,582.80	18
Delta 180/4 V	1800	230	697	2380	£846.00	£931.20	£1,209.60	13
Delta 180/7 V	1800	410	1046	3570	£1,226.40	£1,350.00	£1,755.60	20
Delta 200/4 V	2000	230	774	2644	£932.40	£1,023.60	£1,329.60	15
Delta 200/7 V	2000	410	1162	3966	£1,366.80	£1,502.40	£1,951.20	22
HORIZONTAL								
Delta 160/4 H	230	1600	631	2155	£759.60	£836.40	£1,087.20	12
Delta 160/7 H	410	1600	929	3173	£1,106.40	£1,218.00	£1,582.80	18
Delta 180/4 H	230	1800	697	2380	£846.00	£931.20	£1,209.60	13
Delta 180/7 H	410	1800	1046	3570	£1,226.40	£1,350.00	£1,755.60	20
Delta 200/4 H	230	2000	774	2644	£932.40	£1,023.60	£1,329.60	15
Delta 200/7 H	410	2000	1162	3966	£1,366.80	£1,502.40	£1,951.20	22

* All items in bold – next working day delivery * All items not in bold – 7-10 working days delivery

VALVES / TOWEL HANGING OPTIONS / OTHER ACCESSORIES (please see pages 89 - 96)

Wall to front face = 60-70mm

Available in the following finishes:



Stainless steel Grade 304



All items in bold next working day



Year Guarantee



Brushed Stainless



Polished Stainless



RAL Colour page 97



Finishes page 98

21 +

VERTICAL

MAIN IMAGE: Shown in Polished
INSET IMAGES: Shown in Brushed and Polished



For instructions and more information

COVE STAINLESS

MODEL	HEIGHT (mm)	WIDTH (mm)	WATTS Δt 50°C	BTUs Δt 50°C	BRUSHED STAINLESS (inc VAT)	POLISHED STAINLESS (inc VAT)	RAL COLOUR / FINISHES (inc VAT)	WEIGHT (kgs)
SINGLE VERTICAL								
Cove S180/5	1800	295	640	2184	£582.00	£582.00	£754.80	15
Cove S180/7	1800	413	895	3054	£776.40	£776.40	£1,008.00	20
DOUBLE VERTICAL								
Cove S180/5D	1800	295	970	3310	£968.40	£968.40	£1,256.40	28
Cove S180/7D	1800	413	1365	4657	£1,304.40	£1,304.40	£1,694.40	36

MODEL	HEIGHT (mm)	WIDTH (mm)	WATTS Δt 50°C	BTUs Δt 50°C	BRUSHED STAINLESS (inc VAT)	POLISHED STAINLESS (inc VAT)	RAL COLOUR / FINISHES (inc VAT)	WEIGHT (kgs)
SINGLE HORIZONTAL								
Cove S600/7	600	413	300	1024	£331.20	£331.20	£428.40	10
Cove S600/10	600	590	425	1450	£385.20	£385.20	£499.20	12
Cove S600/14	600	826	595	2030	£510.00	£510.00	£661.20	14
Cove S600/17	600	1003	725	2474	£601.20	£601.20	£780.00	16
Cove S600/20	600	1180	850	2900	£693.60	£693.60	£898.80	18
DOUBLE HORIZONTAL								
Cove S600/7D	600	413	475	1621	£513.60	£513.60	£664.80	17
Cove S600/10D	600	590	680	2320	£678.00	£678.00	£879.60	19
Cove S600/14D	600	826	960	3276	£902.40	£902.40	£1,172.40	21
Cove S600/17D	600	1003	1160	3958	£1,041.60	£1,041.60	£1,353.60	24
Cove S600/20D	600	1180	1365	4657	£1,216.80	£1,216.80	£1,580.40	27

* All items in bold – next working day delivery * All items not in bold – 7-10 working days delivery

VALVES / TOWEL HANGING OPTIONS / OTHER ACCESSORIES (please see pages 89 - 96)

ADDITIONAL EXTRAS: Cove Brackets to hang Vertical Radiator, Horizontally + **£36.00**

Please note: brushed versions are polished on the top of the oval bars.

Wall to front face: Single = 105mm / Double = 105mm

MAIN IMAGE: Shown in Brushed

HORIZONTAL

+ 22

Available in the following finishes:



Stainless steel Grade 304



All items in bold next working day



Year Guarantee



Brushed Stainless



Polished Stainless



RAL Colour page 97



Finishes page 98

23 +

2 COLUMN

NEW

MAIN IMAGE: Shown in Polished Matt Lacquered Bare Metal
INSET IMAGE: Shown in Red Orange RAL 2001



For instructions and more information



4 COLUMN

NEW

MAIN IMAGE: Shown in Polished Matt Lacquered Gold
INSET IMAGE: Shown in Polished Lacquered Bare Metal



For instructions and more information



HERBIE 2, 3 & 4 COLUMN

NEW

MAIN IMAGE: Shown in NCS S2030/R
INSET IMAGE: Shown in Anthracite Grey RAL 7016



For instructions and more information



3 COLUMN

+ 24

MODEL	HEIGHT (mm)	WIDTH (mm)	WATTS Δt 50°C	BTUs Δt 50°C	STANDARD COLOUR (PER SECTION) (inc VAT)	PREMIUM COLOUR (PER SECTION) (inc VAT)	POLISHED MATT LACQUERED BARE METAL / GOLD / BRONZE (PER SECTION) (inc VAT)	POLISHED LACQUERED BARE METAL / GOLD / BRONZE (PER SECTION) (inc VAT)	WEIGHT (kgs)
2 COLUMN CAST IRON									
CR/HER2/500	500	60	47	160	£55.13	£58.83	£92.13	£119.88	3
CR/HER2/650	650	60	53	180	£58.46	£62.16	£95.46	£123.21	4
CR/HER2/750	750	60	61	210	£64.08	£67.78	£115.88	£151.03	5
3 COLUMN CAST IRON									
CR/HER3/500	500	60	53	180	£62.75	£66.45	£99.75	£127.50	4
CR/HER3/650	650	60	73	250	£71.63	£75.33	£108.63	£136.38	5
CR/HER3/750	750	60	88	300	£81.59	£85.29	£133.39	£168.54	6
4 COLUMN CAST IRON									
CR/HER4/500	500	60	70	238	£63.34	£67.04	£100.34	£128.09	5
CR/HER4/650	650	60	94	320	£74.59	£78.29	£111.59	£139.34	6
CR/HER4/750	750	60	110	375	£85.25	£88.95	£137.05	£172.20	7

Width = 60mm x no. of sections + 30mm

VALVES / WALL STAYS / OTHER ACCESSORIES (please see pages 89 - 96)

To price this radiator you will need to calculate how many sections you require. All prices shown are per section.
*** Please note:** Cast iron radiators are very heavy; due to the weight we can only supply radiators fully assembled up to 18 sections. Radiators over 18 sections will need to be joined on site, we will supply appropriate nipples and gaskets to do this.
 There will be a deposit of **£60.00** required for the joining tool, which is refundable on return.
 All cast iron radiators will need to be delivered on a pallet and there is an additional **£42.00** charge per order.

Available in the following finishes:



Cast Iron



Colour 3-4 weeks
Polished 4-6 weeks



25
Year
Guarantee



Cast Iron Standard
Colours page 99



Premium Colour
page 97



Polished Matt
Lacquered page 99




Polished Lacquered
page 99

25 +

4 COLUMN

MAIN IMAGE: Shown in Polished Matt Lacquered Bronze
 INSET IMAGE: Shown in Polished Lacquered Gold



For instructions and more information



Standard wall stay

Luxury wall stay



Polished Lacquered Bronze



Polished Matt Lacquered Bare Metal



Polished Matt Lacquered Bronze



Polished Matt Lacquered Gold

CAST IRON 4 & 6 COLUMN

MAIN IMAGE: Shown in RAL 6011 Reseda Green
 INSET IMAGE: Shown in Pure White RAL 9010



For instructions and more information



6 COLUMN

+ 26

MODEL	HEIGHT (mm)	WIDTH (mm)	WATTS Δt 50°C	BTUs Δt 50°C	STANDARD COLOUR (PER SECTION) (inc VAT)	PREMIUM COLOUR (PER SECTION) (inc VAT)	POLISHED MATT LACQUERED BARE METAL / GOLD / BRONZE (PER SECTION) (inc VAT)	POLISHED LACQUERED BARE METAL / GOLD / BRONZE (PER SECTION) (inc VAT)	WEIGHT (kgs)
4 COLUMN CAST IRON									
CR4/360	355	60	47	160	£72.04	£75.64	£111.04	£138.79	4
CR4/480	475	60	62	212	£82.84	£86.44	£122.14	£149.89	4
CR4/660	655	60	87	297	£91.33	£94.93	£130.87	£158.62	6
CR4/760	762	60	101	345	£98.82	£102.42	£153.37	£188.52	7
CR4/960	955	60	125	427	£122.18	£125.78	£177.38	£212.53	8
6 COLUMN CAST IRON									
CR6/485	485	60	94	321	£111.71	£115.31	£147.71	£174.71	7
CR6/660	655	60	127	433	£124.16	£127.76	£160.16	£187.16	8
CR6/760	762	60	148	505	£136.19	£139.79	£186.59	£220.79	10
CR6/960	960	60	184	628	£171.61	£175.21	£222.01	£256.21	13

Width = 60mm x no. of sections + 30mm

VALVES / WALL STAYS / OTHER ACCESSORIES (please see pages 89 - 96)

To price this radiator you will need to calculate how many sections you require. All prices shown are per section.
 * **Please note:** Cast iron radiators are very heavy; due to the weight we can only supply radiators fully assembled up to 18 sections. Radiators over 18 sections will need to be joined on site, we will supply appropriate nipples and gaskets to do this.
 There will be a deposit of **£60.00** required for the joining tool, which is refundable on return.
 All cast iron radiators will need to be delivered on a pallet and there is an additional **£42.00** charge per order.

Available in the following finishes:



Cast Iron



Colour 3-4 weeks
 Polished 4-6 weeks



Year Guarantee



Cast Iron Standard Colours page 99



Premium Colour page 97



Polished Matt Lacquered page 99



Polished Lacquered page 99

NEW


MAIN IMAGE: Shown in Polished Lacquered Bare Metal
INSET IMAGE: Shown in Polished Matt Lacquered Bronze



For instructions and more information



MAIN IMAGE: Shown in Polished Matt Lacquered Gold
INSET IMAGE: Shown in Polished Matt Lacquered Bare Metal



For instructions and more information



BUCKLEY

MAIN IMAGE: Shown in Polished Lacquered Bronze
INSET IMAGE: Shown in Polished Lacquered Gold



For instructions and more information



LOXLEY

MODEL	HEIGHT (mm)	WIDTH (mm)	WATTS Δt 50°C	BTUs Δt 50°C	STANDARD COLOUR (PER SECTION) (inc VAT)	PREMIUM COLOUR (PER SECTION) (inc VAT)	POLISHED MATT LACQUERED BARE METAL / GOLD / BRONZE (PER SECTION) (inc VAT)	POLISHED LACQUERED BARE METAL / GOLD / BRONZE (PER SECTION) (inc VAT)	WEIGHT (kgs)
BUCKLEY									
CR/BUC/560	560	75	60	204	£94.72	£98.42	£131.72	£159.47	7
CR/BUC/660	660	75	71	242	£105.08	£108.78	£142.08	£169.83	8
CR/BUC/950	950	75	103	351	£133.20	£136.90	£185.00	£220.15	11
BRONTE									
CR/BRO/510	510	76	74	252	£101.01	£104.71	£138.01	£165.76	8
CR/BRO/660	660	76	105	358	£118.92	£122.62	£155.92	£183.67	12
CR/BRO/760	760	76	120	409	£131.09	£134.79	£182.89	£218.04	13
CR/BRO/960	960	76	148	505	£152.74	£156.44	£204.54	£239.69	15
LOXLEY									
CR/LOX/470	470	76	91	310	£107.08	£110.78	£144.08	£171.83	8
CR/LOX/770	768	76	144	491	£162.10	£165.80	£213.90	£249.05	12
CR/LOX/970	970	76	179	611	£176.38	£180.08	£228.18	£263.33	15

Radiator Width = sectional size x no. of sections + 30mm

VALVES / WALL STAYS / OTHER ACCESSORIES (please see pages 89 - 96)

To price this radiator you will need to calculate how many sections you require. All prices shown are per section.
*** Please note:** Cast iron radiators are very heavy; due to the weight we can only supply radiators fully assembled up to 13 sections. Radiators over 13 sections will need to be joined on site, we will supply appropriate nipples and gaskets to do this.
 There will be a deposit of **£60.00** required for the joining tool, which is refundable on return.
 All cast iron radiators will need to be delivered on a pallet and there is an additional **£42.00** charge per order.

BRONTE



Cast Iron



Colour 3-4 weeks Polished 4-6 weeks



Year Guarantee



Cast Iron Standard Colours page 99



Premium Colour page 97



Polished Matt Lacquered page 99



Polished Lacquered page 99

NEW

MAIN IMAGE: Shown in Polished Matt Lacquered Bare Metal
INSET IMAGE: Shown in Polished Lacquered Gold



For instructions and more information



DIBLEY

NEW

MAIN IMAGE: Shown in Polished Lacquered Gold
INSET IMAGE: Shown in Polished Lacquered Bronze



For instructions and more information



MARTHA



Standard wall stay

Luxury wall stay



Polished Lacquered Bare Metal



Polished Matt Lacquered Bare Metal



Polished Lacquered Bronze



Polished Matt Lacquered Gold

MODEL	HEIGHT (mm)	WIDTH (mm)	WATTS Δt 50°C	BTUs Δt 50°C	STANDARD COLOUR (PER SECTION) (inc VAT)	PREMIUM COLOUR (PER SECTION) (inc VAT)	POLISHED MATT LACQUERED BARE METAL / GOLD / BRONZE (PER SECTION) (inc VAT)	POLISHED LACQUERED BARE METAL / GOLD / BRONZE (PER SECTION) (inc VAT)	WEIGHT (kgs)
DIBLEY									
CR/DIB/460	460	77	53	180	£79.18	£82.88	£116.18	£143.93	6
CR/DIB/610	610	77	71	242	£91.76	£95.46	£128.76	£156.51	7
CR/DIB/795	795	77	92	314	£100.64	£104.34	£152.44	£187.59	9
MARTHA									
CR/MAR/560	560	77	94	320	£91.76	£95.46	£128.76	£156.51	8
CR/MAR/760	760	77	130	443	£106.56	£110.26	£158.36	£193.51	10
CR/MAR/810	810	77	154	525	£112.48	£116.18	£164.28	£199.43	12

Width = 77mm x no. of sections + 30mm

VALVES / WALL STAYS / OTHER ACCESSORIES (please see pages 89 - 96)

To price this radiator you will need to calculate how many sections you require. All prices shown are per section.

* **Please note:** Cast iron radiators are very heavy; due to the weight we can only supply radiators fully assembled up to 13 sections.

Radiators over 13 sections will need to be joined on site, we will supply appropriate nipples and gaskets to do this.

There will be a deposit of **£60.00** required for the joining tool, which is refundable on return.

All cast iron radiators will need to be delivered on a pallet and there is an additional **£42.00** charge per order.

Available in the following finishes:



Cast Iron



Colour 3-4 weeks Polished 4-6 weeks



Year Guarantee



Cast Iron Standard Colours page 99



Premium Colour page 97



Polished Matt Lacquered page 99



Polished Lacquered page 99

MAIN IMAGE: Shown in Anthracite 7016 Texture
 INSET IMAGES: Shown in Anthracite 7016 Texture & White RAL 9016



For instructions and more information



Shown in Antique Pink RAL 3014

Shown in Stone Grey RAL 7030

Shown in Green Blue RAL 5001

MODEL	HEIGHT (mm)	WIDTH (mm)	DEPTH (mm)	WATTS Δt 50°C	BTUs Δt 50°C	WHITE (inc VAT)	ANTHRACITE 7016 TEXTURE (inc VAT)	RAL COLOUR / FINISHES (inc VAT)	WEIGHT (kgs)
2 COLUMN									
Modus-ST2.1800/6	1800	300	62	750	2559	£272.40	£327.60	£351.60	16
Modus-ST2.1800/8	1800	392	62	1000	3412	£356.40	£427.20	£460.80	22
Modus-ST2.1800/11	1800	530	62	1375	4697	£489.60	£588.00	£633.60	28
Modus-ST2.1800/14	1800	668	62	1750	5978	£621.60	£745.20	£807.60	37
3 COLUMN									
Modus-ST3.1800/6	1800	300	100	1020	3480	£337.20	£405.60	£438.00	24
Modus-ST3.1800/8	1800	392	100	1360	4640	£440.40	£528.00	£572.40	31
Modus-ST3.1800/11	1800	530	100	1870	6380	£604.80	£728.40	£788.40	44
Modus-ST3.1800/14	1800	668	100	2380	8120	£769.20	£922.80	£999.60	56

* All items in bold – next working day delivery * All items not in bold – 7-10 working days delivery

VALVES & ACCESSORIES (please see pages 89 - 96)

Wall to front face: 2 column = 87mm / 3 column = 125mm

MODUS STOCKED VERTICAL



Mild steel



All items in bold next working day



Year Guarantee



White 9016



Anthracite 7016 Texture



RAL Colour page 97



Finishes page 98

Available in the following finishes:



For instructions and more information

MAIN IMAGE: Shown in Anthracite 7016 Texture
INSET IMAGES: Shown in Anthracite 7016 Texture & White RAL 9016



MODUS STOCKED HORIZONTAL

MODEL	HEIGHT (mm)	WIDTH (mm)	DEPTH (mm)	WATTS Δt 50°C	BTUs Δt 50°C	WHITE (inc VAT)	ANTHRACITE 7016 TEXTURE (inc VAT)	RAL COLOUR / FINISHES (inc VAT)	WEIGHT (kgs)
2 COLUMN									
Modus-ST2.500/13	500	622	62	481	1641	£301.20	£361.20	£390.00	11
Modus-ST2.500/17	500	806	62	629	2146	£386.40	£464.40	£500.40	14
Modus-ST2.500/21	500	990	62	777	2651	£482.40	£574.80	£624.00	17
Modus-ST2.500/26	500	1220	62	962	3282	£590.40	£704.40	£763.20	20
Modus-ST2.500/30	500	1404	62	1110	3787	£673.20	£810.00	£876.00	24
Modus-ST2.600/13	600	622	62	572	1952	£310.80	£370.80	£402.00	13
Modus-ST2.600/17	600	806	62	748	2552	£397.20	£475.20	£514.80	17
Modus-ST2.600/21	600	990	62	924	3153	£494.40	£592.80	£640.80	20
Modus-ST2.600/26	600	1220	62	1144	3903	£603.60	£726.00	£786.00	24
Modus-ST2.600/30	600	1404	62	1320	4504	£687.60	£824.40	£894.00	28
3 COLUMN									
Modus-ST3.300/21	300	990	100	651	2226	£529.20	-	£680.40	17
Modus-ST3.300/26	300	1220	100	806	2756	£655.20	-	£842.40	20
Modus-ST3.300/30	300	1404	100	930	3180	£756.00	-	£972.00	22
Modus-ST3.400/21	400	990	100	861	2940	£529.20	-	£680.40	22
Modus-ST3.400/26	400	1220	100	1066	3640	£655.20	-	£842.40	23
Modus-ST3.400/30	400	1404	100	1230	4200	£756.00	-	£972.00	25
Modus-ST3.500/13	500	622	100	663	2262	£340.80	£406.80	£439.20	15
Modus-ST3.500/17	500	806	100	867	2958	£436.80	£523.20	£566.40	20
Modus-ST3.500/21	500	990	100	1071	3654	£542.40	£650.40	£703.20	25
Modus-ST3.500/26	500	1220	100	1326	4524	£664.80	£796.80	£862.80	29
Modus-ST3.500/30	500	1404	100	1530	5220	£762.00	£913.20	£990.00	33
Modus-ST3.500/35	500	1634	100	1785	6090	£884.40	£1,062.00	£1,147.20	40
Modus-ST3.500/40	500	1864	100	2040	6960	£1,005.60	£1,206.00	£1,305.60	42
Modus-ST3.600/13	600	622	100	780	2661	£356.40	£427.20	£463.20	18
Modus-ST3.600/17	600	806	100	1020	3480	£459.60	£547.20	£595.20	23
Modus-ST3.600/21	600	990	100	1260	4299	£570.00	£682.80	£738.00	28
Modus-ST3.600/26	600	1220	100	1560	5323	£698.40	£835.20	£906.00	35
Modus-ST3.600/30	600	1404	100	1800	6142	£800.40	£960.00	£1,039.20	41
Modus-ST3.600/35	600	1634	100	2100	7165	£926.40	£1,112.40	£1,204.80	46
Modus-ST3.600/40	600	1864	100	2400	8189	£1,053.60	£1,266.00	£1,371.60	52
Modus-ST3.750/13	750	622	100	975	3327	£465.60	£565.60	£502.80	22
Modus-ST3.750/17	750	806	100	1275	4350	£499.20	£600.00	£650.40	28
Modus-ST3.750/21	750	990	100	1575	5374	£622.80	£746.40	£806.40	35
4 COLUMN									
Modus-ST4.300/21	300	990	136	840	2856	£604.80	-	£786.00	18
Modus-ST4.300/26	300	1220	136	1040	3536	£748.80	-	£973.20	23
Modus-ST4.300/30	300	1404	136	1200	4080	£864.00	-	£1,123.20	26
Modus-ST4.400/21	400	990	136	1092	3717	£604.80	-	£786.00	25
Modus-ST4.400/26	400	1220	136	1352	4602	£748.80	-	£973.20	31
Modus-ST4.400/30	400	1404	136	1560	5310	£864.00	-	£1,123.20	35
Modus-ST4.500/13	500	622	136	845	2883	£396.00	£472.80	£514.80	20
Modus-ST4.500/17	500	806	136	1105	3770	£512.40	£612.00	£664.80	26
Modus-ST4.500/21	500	990	136	1365	4657	£634.80	£762.00	£824.40	32
Modus-ST4.500/26	500	1220	136	1690	5766	£778.80	£932.40	£1,014.00	39
Modus-ST4.500/30	500	1404	136	1950	6653	£894.00	£1,071.60	£1,161.60	44
Modus-ST4.500/35	500	1634	136	2275	7762	£1,039.20	£1,244.40	£1,348.80	53
Modus-ST4.500/40	500	1864	136	2600	8871	£1,182.00	£1,418.40	£1,534.80	58
Modus-ST4.600/13	600	622	136	1001	3415	£422.40	£506.40	£546.00	24
Modus-ST4.600/17	600	806	136	1309	4466	£543.60	£651.60	£704.40	31
Modus-ST4.600/21	600	990	136	1617	5517	£674.40	£810.00	£877.20	39
Modus-ST4.600/26	600	1220	136	2002	6831	£826.80	£992.40	£1,075.20	47
Modus-ST4.600/30	600	1404	136	2310	7882	£951.60	£1,141.20	£1,234.80	53
Modus-ST4.750/13	750	622	136	1235	4214	£465.60	£556.80	£602.40	29
Modus-ST4.750/17	750	806	136	1615	5510	£601.20	£720.00	£778.80	38
Modus-ST4.750/21	750	990	136	1995	6807	£746.40	£894.00	£968.40	46

* All items in bold – next working day delivery * All items not in bold – 7-10 working days delivery

VALVES & ACCESSORIES (please see pages 89 - 96)

Wall to front face: 2 column = 87mm / 3 column = 125mm / 4 column = 161mm

Available in the following finishes:



Mild steel



All items in bold next working day



Year Guarantee



White 9016



Anthracite 7016 Texture



RAL Colour page 97



Finishes page 98



For instructions and more information

MAIN IMAGE: Shown in Bare Metal Lacquer
INSET IMAGES: Shown in Bare Metal Lacquer



Shown in Brass Lacquer

Shown in Black Nickel Lacquer

Shown in Copper Lacquer

MODEL	HEIGHT (mm)	WIDTH (mm)	DEPTH (mm)	WATTS Δt 50°C	BTUs Δt 50°C	BARE METAL (inc VAT)	COPPER, BLACK NICKEL, BRASS (inc VAT)	WEIGHT (kgs)
2 COLUMN								
Modus-L2.1800/6	1800	300	62	750	2559	£351.60	£458.40	16
Modus-L2.1800/8	1800	392	62	1000	3412	£460.80	£597.60	22
Modus-L2.1800/11	1800	530	62	1375	4697	£633.60	£823.20	28
Modus-L2.1800/14	1800	668	62	1750	5978	£807.60	£1,050.00	37
3 COLUMN								
Modus-L3.1800/6	1800	300	100	1020	3480	£438.00	£570.00	24
Modus-L3.1800/8	1800	392	100	1360	4640	£572.40	£744.00	31
Modus-L3.1800/11	1800	530	100	1870	6380	£788.40	£1,023.60	42
Modus-L3.1800/14	1800	668	100	2380	8120	£999.60	£1,299.60	56

* All items in bold – next working day delivery * All items not in bold – 7-10 working days delivery

VALVES & ACCESSORIES (please see pages 89 - 96)

Wall to front face: 2 column = 87mm / 3 column = 125mm / 4 column = 161mm

Please be aware that the Modus Lacquered range has been created to enhance the markings of the manufacturing process, including the distinctive weld marks, making each section individual and every radiator unique.

MODUS STOCKED LACQUERED VERTICAL



Mild steel



All items in bold next working day



Year Guarantee

Available in the following finishes:



Bare Metal Lacquer



Copper Lacquer



Black Nickel Lacquer



Brass Lacquer

MAIN IMAGE: Shown in Copper Lacquer
INSET IMAGES: Shown in Copper Lacquer, Black Nickel Lacquer and Brass Lacquer



For instructions and more information



MODEL	HEIGHT (mm)	WIDTH (mm)	DEPTH (mm)	WATTS Δt 50°C	BTUs Δt 50°C	BARE METAL (inc VAT)	COPPER, BLACK NICKEL, BRASS (inc VAT)	WEIGHT (kgs)
2 COLUMN								
Modus-L2.500/13	500	622	62	481	1641	£390.00	£510.00	11
Modus-L2.500/17	500	806	62	629	2146	£500.40	£652.80	14
Modus-L2.500/21	500	990	62	777	2651	£624.00	£812.40	17
Modus-L2.500/26	500	1220	62	962	3282	£763.20	£992.40	20
Modus-L2.500/30	500	1404	62	1110	3787	£876.00	£1,137.60	24
Modus-L2.600/13	600	622	62	572	1952	£402.00	£520.80	13
Modus-L2.600/17	600	806	62	748	2552	£514.80	£668.40	17
Modus-L2.600/21	600	990	62	924	3153	£640.80	£834.00	20
Modus-L2.600/26	600	1220	62	1144	3903	£786.00	£1,020.00	24
Modus-L2.600/30	600	1404	62	1320	4504	£894.00	£1,159.20	28
3 COLUMN								
Modus-L3.500/13	500	622	100	663	2262	£439.20	£571.20	15
Modus-L3.500/17	500	806	100	867	2958	£566.40	£735.60	20
Modus-L3.500/21	500	990	100	1071	3654	£703.20	£914.40	25
Modus-L3.500/26	500	1220	100	1326	4524	£862.80	£1,122.00	29
Modus-L3.500/30	500	1404	100	1530	5220	£990.00	£1,285.20	33
Modus-L3.500/35	500	1634	100	1785	6090	£1,147.20	£1,491.60	40
Modus-L3.500/40	500	1864	100	2040	6960	£1,305.60	£1,696.80	42
Modus-L3.600/13	600	622	100	780	2661	£463.20	£601.20	18
Modus-L3.600/17	600	806	100	1020	3480	£595.20	£774.00	23
Modus-L3.600/21	600	990	100	1260	4299	£738.00	£960.00	28
Modus-L3.600/26	600	1220	100	1560	5323	£906.00	£1,177.20	35
Modus-L3.600/30	600	1404	100	1800	6142	£1,039.20	£1,350.00	41
Modus-L3.600/35	600	1634	100	2100	7165	£1,204.80	£1,568.40	46
Modus-L3.600/40	600	1864	100	2400	8189	£1,371.60	£1,783.20	52
Modus-L3.750/13	750	622	100	975	3327	£502.80	£654.00	22
Modus-L3.750/17	750	806	100	1275	4350	£650.40	£846.00	28
Modus-L3.750/21	750	990	100	1575	5374	£806.40	£1,050.00	35
4 COLUMN								
Modus-L4.500/13	500	622	136	845	2883	£514.80	£668.40	20
Modus-L4.500/17	500	806	136	1105	3770	£664.80	£862.80	26
Modus-L4.500/21	500	990	136	1365	4657	£824.40	£1,071.60	32
Modus-L4.500/26	500	1220	136	1690	5766	£1,014.00	£1,316.40	39
Modus-L4.500/30	500	1404	136	1950	6653	£1,161.60	£1,510.80	44
Modus-L4.500/35	500	1634	136	2275	7762	£1,348.80	£1,754.40	53
Modus-L4.500/40	500	1864	136	2600	8871	£1,534.80	£1,995.60	58
Modus-L4.600/13	600	622	136	1001	3415	£546.00	£710.40	24
Modus-L4.600/17	600	806	136	1309	4466	£704.40	£915.60	31
Modus-L4.600/21	600	990	136	1617	5517	£877.20	£1,138.80	39
Modus-L4.600/26	600	1220	136	2002	6831	£1,075.20	£1,398.00	47
Modus-L4.600/30	600	1404	136	2310	7882	£1,234.80	£1,605.60	53
Modus-L4.750/13	750	622	136	1235	4214	£602.40	£784.80	29
Modus-L4.750/17	750	806	136	1615	5510	£778.80	£1,015.20	38
Modus-L4.750/21	750	990	136	1995	6807	£968.40	£1,258.80	46

* All items in bold – next working day delivery * All items not in bold – 7-10 working days delivery

VALVES & ACCESSORIES (please see pages 89 - 96)

Wall to front face: 2 column = 87mm / 3 column = 125mm / 4 column = 161mm

Please be aware that the Modus Lacquered range has been created to enhance the markings of the manufacturing process, including the distinctive weld marks, making each section individual and every radiator unique.

MODUS STOCKED LACQUERED HORIZONTAL



Mild steel



All items in bold next working day



5 Year Guarantee

Available in the following finishes:



Bare Metal Lacquer



Copper Lacquer




Black Nickel Lacquer



Brass Lacquer

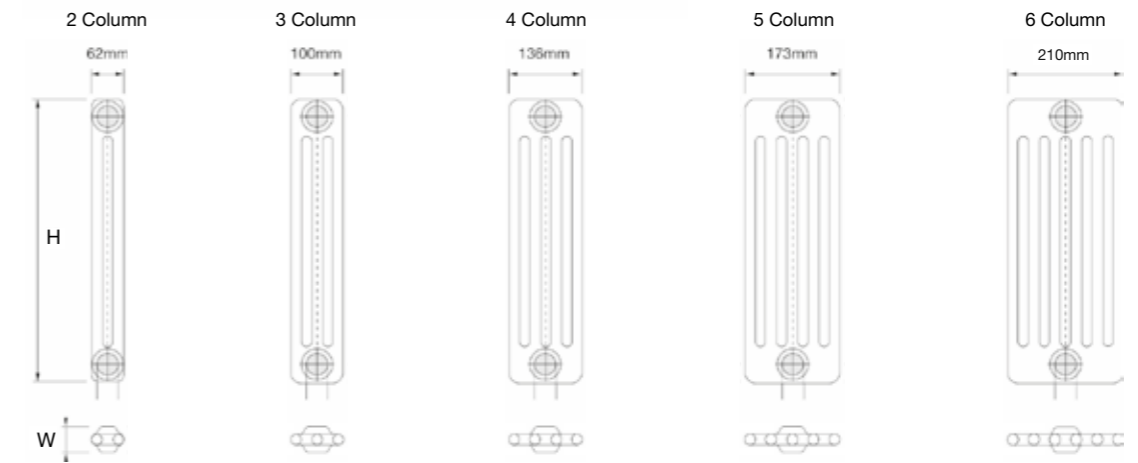
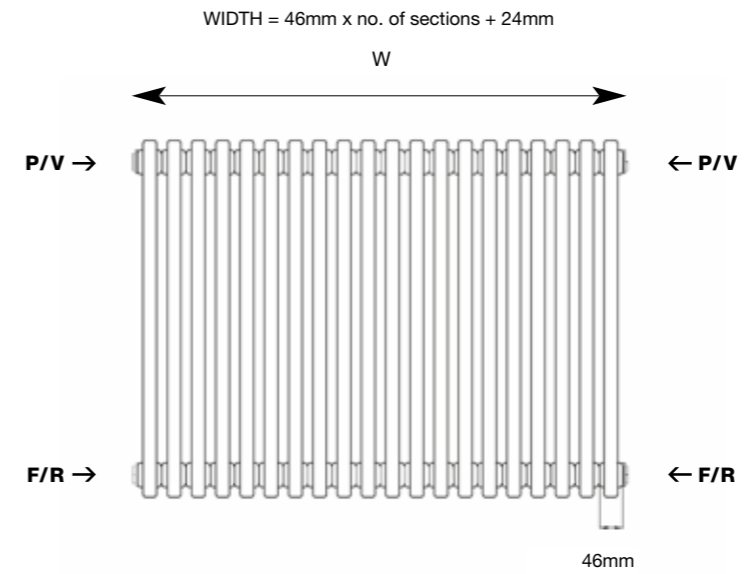
VERTICAL



MAIN IMAGE: Shown in Red Lilac RAL 4001
INSET IMAGE: Shown in Light Blue RAL 5012



For instructions and more information



TECHNICAL INFORMATION
STANDARD CONNECTIONS 1/2"
F = Flow **R** = Return **P** = Plug **V** = Vent
PIPE CENTRES
= radiator width + valves

MODUS MADE TO MEASURE



IMAGE: Shown in Patina Green RAL 6000

HORIZONTAL

+ 40

The Modus Made to Measure range is available in:

Five column depths, four available fixings, 1/2" or 3/4" tappings with various flow configurations and any RAL colour or finish shown on page 149-150 of this brochure. Standard comes with 1/2" bottom opposite end connections and finished in RAL 9016 (White). All preferences must be specified at time of order – diverter, plug, vent and wall brackets are included in the price. Each Modus section regardless of column size is 46mm wide.

Specifying your Modus Made to Measure radiator:

- 1 Choose column depth.
- 2 Choose height (H).
- 3 Calculate number of sections – to do this, take the Btu output of chosen section and height from spec table, then divide your required output by this number.
- 4 Choose fixings.
- 5 Specify if different from standard 1/2" bottom opposite end connections in RAL 9016 (white).

For example: you require a Modus with an output of 6000 Btu to heat your room

1 You have chosen your column depth of 4 columns. 2 Chosen your height of 500mm. 3 Calculated your required number of sections (4,500 = 247 Btu, 6000 / 247 = 25 sections). 4 Decided on wall brackets. 5 With 1/2" bottom opposite end connections as standard in RAL 9016 (white). So, to meet your requirements you would need to order: Modus 4.500 x 25 sections in RAL 9016 (white) with wall brackets and 1/2" bottom opposite end connections. Output will be 6175 Btu (25 sections x 247 Btu) Length will be 1174mm (25 sections x 46mm per section + 24mm for reducing bushes).

VALVES & ACCESSORIES (please see pages 89 - 96)

For the most accurate and current lead times, please contact the sales team.

Available in the following finishes:



Mild steel



Delivery 5-7 weeks



Year Guarantee



White 9016



RAL Colour page 97

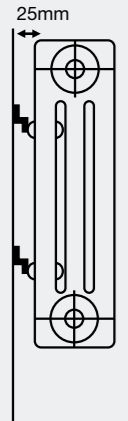


Finishes page 98



Lacquered Finishes page 98

BRACKETS FOR MODUS



Wall Brackets




WALL BRACKETS FOR MODUS

(Wall Brackets are included in the price as standard)

Additional Wall Brackets are available at **£52.80** per set.

(all prices shown are inc VAT)



Slip-on Feet



SLIP-ON FEET FOR MODUS


(only available for 2, 3 & 4 column)

Slip-on Feet 4-20 sections (2 feet) **£84.00**

Slip-on Feet 21-40 sections (3 feet) **£126.00**

Slip-on Feet 41+ sections (4 feet) **£168.00**

(all prices shown are inc VAT)



Cast Feet



CAST FEET FOR MODUS

(not available in the lacquered range)

Cast Feet 4-20 sections (2 feet) **£84.00**

Cast Feet 21-40 sections (3 feet) **£126.00**


Cast Feet 41+ sections (4 feet) **£168.00**

(all prices shown are inc VAT)



OPTIONAL TOWEL BAR IN WHITE OR CHROME

+ **£164.40** (322mm to fit 9 section and above)



Welded Feet



WELDED FEET FOR MODUS

(only available with made to measure range)

Welded Feet 4-20 sections (2 feet) **£176.40**

Welded Feet 21-40 sections (3 feet) **£264.60**

Welded Feet 41+ sections (4 feet) **£352.80**

(all prices shown are inc VAT)

ADDITIONAL EXTRAS:

Underneath Connections + £189.00

When ordering with feet between 21 and 40 sections,

we recommend that you order an odd number of sections as these are supplied with three fixings.



For instructions and more information

BENCH

MODEL	HEIGHT (mm)	WIDTH (mm)	PIPE CENTRES (mm)	WATTS Δt 50°C	BTUs Δt 50°C	WHITE (inc VAT)	RAL COLOUR / FINISHES (inc VAT)	WEIGHT (kgs)
5 COLUMN								
Bench 5/700	434	700	530	565	1928	£940.80	£1,222.80	26
Bench 5/850	434	850	680	685	2337	£1,032.00	£1,345.20	29
Bench 5/1000	434	1000	830	815	2781	£1,148.40	£1,492.80	34
Bench 5/1300	434	1300	1130	1045	3566	£1,418.40	£1,843.20	42
Bench 5/1600	434	1600	1430	1250	4265	£1,713.60	£2,228.40	48
Bench 5/1900	434	1900	1730	1485	5067	£1,964.40	£2,554.80	54
Bench 5/2100	434	2100	1930	1650	5630	£2,131.20	£2,769.60	60
Bench 5/2600	434	2600	2430	2015	6875	£2,640.00	£3,430.80	80
Bench 5/2900	434	2900	2730	2245	7660	£2,894.40	£3,762.00	87
6 COLUMN								
Bench 6/700	480	700	530	678	2313	£993.60	£1,291.20	30
Bench 6/850	480	850	680	822	2805	£1,092.00	£1,418.40	34
Bench 6/1000	480	1000	830	978	3337	£1,215.60	£1,580.40	41
Bench 6/1300	480	1300	1130	1254	4279	£1,520.40	£1,975.20	50
Bench 6/1600	480	1600	1430	1500	5118	£1,845.60	£2,398.80	58
Bench 6/1900	480	1900	1730	1782	6080	£2,116.80	£2,751.60	68
Bench 6/2100	480	2100	1930	1980	6756	£2,296.80	£2,984.40	77
Bench 6/2600	480	2600	2430	2418	8250	£2,841.60	£3,692.40	86
Bench 6/2900	480	2900	2730	2694	9192	£2,970.00	£3,862.80	104

* 5-7 weeks delivery

For the most accurate and current lead times, please contact the sales team.

VALVES & ACCESSORIES (please see pages 89 - 96)

Other wooden bench tops are available on request.

Available in the following finishes:



Mild steel



5-7 weeks



5 Year Guarantee



White 9016



RAL Colour page 97




Finishes page 98

NEW

MAIN IMAGE: Shown in White RAL 9016
INSET IMAGE: Shown in Anthracite 7016 Texture



For instructions and more information



MODUS ELECTRIC VERTICAL

MODEL	HEIGHT (mm)	WIDTH (mm)	DEPTH (mm)	NO. OF SECTIONS	ELECTRIC ELEMENT WATTAGE	WHITE 9016 (inc VAT)	ANTHRACITE 7016 TEXTURE (inc VAT)	RAL COLOUR / FINISHES (inc VAT)	WEIGHT (kgs)
2 COLUMN									
Modus-E 2.1800/7	1920	346	62	7	1200	£1,020.00	£1,224.00	£1,326.00	32
Modus-E 2.1800/11	1920	530	62	11	1500	£1,176.00	£1,411.20	£1,528.80	50

* All items in bold – next working day delivery * All items not in bold – 7-10 working days delivery

ACCESSORIES (please see pages 89 - 96)

Wall to front face = 87mm

Feet are not available for this product

When ordering a RAL colour please state which element finish you require



Mild steel



All items in bold next working day



Year Guarantee 2 years on element



Controller included



White 9016



Anthracite 7016 Texture



RAL Colour page 97



Finishes page 98

Available in the following finishes:


+ 46

NEW

MAIN IMAGE: Shown in Bare Metal
INSET IMAGE: Shown in Black Nickel Lacquer



For instructions and more information



MODUS ELECTRIC LACQUERED VERTICAL

MODEL	HEIGHT (mm)	WIDTH (mm)	DEPTH (mm)	NO. OF SECTIONS	ELECTRIC ELEMENT WATTAGE	BARE METAL LACQUER (inc VAT)	COPPER, BLACK NICKEL, BRASS (inc VAT)	WEIGHT (kgs)
2 COLUMN								
Modus-EB 2.1800/7	1920	346	62	7	1200	£1,326.00	£1,723.80	32
Modus-EB 2.1800/11	1920	530	62	11	1500	£1,528.80	£1,988.00	50

* All items in bold – next working day delivery * All items not in bold – 7-10 working days delivery

ACCESSORIES (please see pages 89 - 96)

Wall to front face = 87mm

Feet are not available for this product

When ordering a lacquered finish please state which element finish you require



Mild steel



All items in bold next working day



Year Guarantee 2 years on element



Controller included



Bare Metal Lacquer



Copper Lacquer



Black Nickel Lacquer



Brass Lacquer


Available in the following finishes:

47 +

MAIN IMAGE: Shown in White RAL 9016
INSET IMAGE: Shown in Anthracite 7016 Texture




For instructions and more information



MAIN IMAGE: Shown in Bare Metal
INSET IMAGE: Shown in Brass Lacquer



For instructions and more information



MODUS ELECTRIC HORIZONTAL

MODEL	HEIGHT (mm)	WIDTH (mm)	DEPTH (mm)	NO. OF SECTIONS	ELECTRIC ELEMENT WATTAGE	WHITE 9016 (inc VAT)	ANTHRACITE 7016 TEXTURE (inc VAT)	RAL COLOUR / FINISHES (inc VAT)	WEIGHT (kgs)
2 COLUMN									
Modus-E 2.600/13	600	692	62	13	600	£603.60	£724.80	£784.80	21
Modus-E 2.600/17	600	876	62	17	900	£756.00	£907.20	£985.20	27
Modus-E 2.600/21	600	1060	62	21	1200	£912.00	£1,094.40	£1,184.40	34
3 COLUMN									
Modus-E 3.600/13	600	692	100	13	900	£639.60	£768.00	£829.20	30
Modus-E 3.600/17	600	876	100	17	1200	£808.80	£969.60	£1,048.80	39
Modus-E 3.600/21	600	1060	100	21	1500	£979.20	£1,174.80	£1,274.40	49
4 COLUMN									
Modus-E 4.600/13	600	692	136	13	1200	£691.20	£829.20	£896.40	42
Modus-E 4.600/17	600	876	136	17	1500	£886.80	£1,108.80	£1,150.80	55
Modus-E 4.600/21	600	1060	136	21	2000	£1,081.20	£1,298.40	£1,406.40	67

* All items in bold – next working day delivery * All items not in bold – 7-10 working days delivery

ACCESSORIES (please see pages 89 - 96)

Feet, Brackets and Additional Extras (please see page 44).

When ordering a RAL colour please state which element finish you require



Mild steel



All items in bold next working day



Year Guarantee 2 years on element



Controller included



White 9016

Available in the following finishes:



Anthracite 7016 Texture



RAL Colour page 97



Finishes page 98

MODUS ELECTRIC LACQUERED HORIZONTAL

MODEL	HEIGHT (mm)	WIDTH (mm)	DEPTH (mm)	NO. OF SECTIONS	ELECTRIC ELEMENT WATTAGE	BARE METAL LACQUER (inc VAT)	COPPER, BLACK NICKEL, BRASS (inc VAT)	WEIGHT (kgs)
2 COLUMN								
Modus-EB 2.600/13	600	692	62	13	600	£784.80	£1,020.00	21
Modus-EB 2.600/17	600	876	62	17	900	£985.20	£1,279.20	27
Modus-EB 2.600/21	600	1060	62	21	1200	£1,184.40	£1,540.80	34
3 COLUMN								
Modus-EB 3.600/13	600	692	100	13	900	£829.20	£1,077.60	30
Modus-EB 3.600/17	600	876	100	17	1200	£1,048.80	£1,364.40	39
Modus-EB 3.600/21	600	1060	100	21	1500	£1,274.40	£1,656.00	49
4 COLUMN								
Modus-EB 4.600/13	600	692	136	13	1200	£896.40	£1,165.20	42
Modus-EB 4.600/17	600	876	136	17	1500	£1,150.80	£1,496.40	55
Modus-EB 4.600/21	600	1060	136	21	2000	£1,406.40	£1,828.80	67

* All items in bold – next working day delivery * All items not in bold – 7-10 working days delivery

ACCESSORIES (please see pages 89 - 96)

Feet, Brackets and Additional Extras (please see page 44).

When ordering a lacquered finish please state which element finish you require



Mild steel



All items in bold next working day



Year Guarantee 2 years on element



Controller included



Bare Metal Lacquer



Copper Lacquer



Black Nickel Lacquer



Brass Lacquer

We can supply Trench Heating with the option of Oak or Aluminium top grills, please specify at the time of order.



For instructions and more information



- Casing made of galvanised steel sheet in RAL 9005 black.
- Highly efficient copper-aluminium heat exchanger with air vent.
- Modern fan with silent and efficient 24 V DC motor.
- Fastening anchors
- Trench positioning adjustment system.
- Decorative frames that run around the trench casing.
- Choice of either aluminium or oak top grille (please specify at time of order).
- Wi-Fi digital room thermostat.



MAIN IMAGE: Shown in Anthracite RAL 7016 Matt
INSET IMAGE: Shown in White RAL 9016 Matt



For instructions and more information

100% RECYCLED MATERIAL



Available on the Google play | Available on the iPhone App Store

TRENCH



MODEL	LENGTH (mm)	WIDTH (mm)	DEPTH (mm)	WATTS Δt 50°C	BTUs Δt 50°C	PRICE (inc VAT)	WEIGHT (kgs)
Trench S850	850	250	100	283-820	966-2798	£2,014.80	12
Trench S1250	1250	250	100	579-1676	1976-5719	£2,241.60	15
Trench S1650	1650	250	100	669-1939	2283-6616	£2,631.60	18
Trench S2050	2050	250	100	873-2528	2979-8626	£3,027.60	25

* For other sizes please contact our sales office on 01842 810833 * Next working day delivery

VELA ELECTRIC

MODEL	HEIGHT (mm)	WIDTH (mm)	ELECTRIC ELEMENT WATTAGE	WHITE MATT (inc VAT)	ANTHRACITE MATT (inc VAT)	WEIGHT (kgs)
VERTICAL						
Vela-WE 180/3	1800	363	1500	£1,426.80	£1,426.80	21
Vela-WE 180/4	1800	485	2000	£1,681.20	£1,681.20	27
HORIZONTAL						
Vela-WE 60/3	600	363	600	£1,002.00	£1,002.00	7
Vela-WE 60/5	600	606	1000	£1,328.40	£1,328.40	11
Vela-WE 60/7	600	849	1400	£1,672.80	£1,672.80	15
Vela-WE 60/9	600	1092	1800	£2,018.40	£2,018.40	19

* Next working day delivery

Wall to front face = 107mm

IP rating of IPX4



Available in the following finishes:



White 9016 Matt



Anthracite 7016 Matt

+ 50



Next working day



Year Guarantee



Aluminium



Next working day



Year Guarantee

51 +

MAIN AND INSET IMAGE: Shown in Anthracite 7016 Texture



For instructions and more information



AZURA

Wall to front face = 148-159mm
Wall to pipe centre = 64-75mm

MODEL	HEIGHT (mm)	WIDTH (mm)	PIPE CENTRES (mm)	WATTS Δt 50°C	BTUs Δt 50°C	ELECTRIC ELEMENT WATTAGE	WHITE / ANTHRACITE (inc VAT)	RAL COLOUR / FINISHES (inc VAT)	WEIGHT (kgs)
Azura 50/80	850	500	80	520	1774	300	£289.20	£376.80	12
Azura 50/130	1300	500	80	784	2673	600	£406.80	£525.60	18

* All items in bold – next working day delivery * All items not in bold – 7-10 working days delivery

VALVES & ACCESSORIES (please see pages 89 - 96)

ADDITIONAL EXTRAS: Electric Version (Essential Element) + **£144.00** Dual Fuel Version (please add price of correct size element from Accessories pages)

The Azura can be mounted right or left handed

Available in the following finishes:



Mild steel



All Items in bold next working day



Year Guarantee



White 9016



Anthracite 7016 Texture




RAL Colour page 97



Finishes page 98

MAIN AND INSET IMAGE: Tesoro shown in Infinity Steel with additional Oak veneered shelves



For instructions and more information



TESORO

Wall to front face = 155-165mm
Wall to pipe centre = 60-70mm

MODEL	HEIGHT (mm)	WIDTH (mm)	PIPE CENTRES (mm)	WATTS Δt 50°C	BTUs Δt 50°C	ELECTRIC ELEMENT WATTAGE	WHITE / ANTHRACITE (inc VAT)	RAL COLOUR / FINISHES (inc VAT)	INFINITY STEEL (PVD) (inc VAT)	WEIGHT (kgs)
Tesoro 50/80	800	500	465	523	1785	300	£302.40	£394.80	£460.80	10
Tesoro 50/120	1200	500	465	785	2678	600	£420.00	£546.00	£678.00	14
Tesoro 50/160	1600	500	465	1126	3844	900	£596.40	£775.20	£896.40	20

* All items in bold – next working day delivery * All items not in bold – 7-10 working days delivery

VALVES & ACCESSORIES (please see pages 89 - 96)

ADDITIONAL EXTRAS: Electric Version (Essential Element) + **£144.00** Dual Fuel Version (please add price of correct size element from Accessories pages)

Tesoro Oak Veneered Shelf + **£108.00**

Available in the following finishes:



Mild steel



All Items in bold next working day



Year Guarantee



White 9016



Anthracite 7016 Texture



RAL Colour page 97



Finishes page 98



Infinity Steel

MAIN AND INSET IMAGE: Shown in Infinity Steel



For instructions and more information



MAIN IMAGE: Shown in Signal Black RAL 9004 Matt
INSET IMAGE: Shown in Cream RAL 9001



For instructions and more information



STALIA

Wall to front face = 79-89mm
Wall to pipe centre = 60-70mm

MODEL	HEIGHT (mm)	WIDTH (mm)	PIPE CENTRES (mm)	WATTS Δt 50°C	BTUs Δt 50°C	ELECTRIC ELEMENT WATTAGE	WHITE / ANTHRACITE / BLACK (inc VAT)	RAL COLOUR / FINISHES (inc VAT)	INFINITY STEEL (PVD) (inc VAT)	WEIGHT (kgs)
Stalia 50/80	800	500	465	285	973	300	£156.00	£271.20	£321.60	6
Stalia 50/120	1200	500	465	428	1461	300	£207.60	£324.00	£434.40	9
Stalia 50/160	1600	500	465	570	1947	600	£271.20	£387.60	£550.80	12

* All items in bold – next working day delivery * All items not in bold – 7-10 working days delivery

VALVES & ACCESSORIES (please see pages 89 - 96)

ADDITIONAL EXTRAS: Electric Version (Essential Element) + **£144.00** Dual Fuel Version (please add price of correct size element from Accessories pages)

Available in the following finishes:



+ 54 Mild steel All items in bold next working day Year Guarantee White 9016 Anthracite 7016 Texture Black 9005 Matt RAL Colour page 97 Finishes page 98 Infinity Steel

VULCANO T

Wall to front face = 105mm
Wall to pipe centre = 70mm

MODEL	HEIGHT (mm)	WIDTH (mm)	PIPE CENTRES (mm)	WATTS Δt 50°C	BTUs Δt 50°C	ELECTRIC ELEMENT WATTAGE	WHITE (inc VAT)	ANTHRACITE 7016 TEXTURE (inc VAT)	RAL COLOUR / FINISHES (inc VAT)	WEIGHT (kgs)
VUT 50/70	720	486	450	361	1232	300	£430.80	£430.80	£474.00	9
VUT 50/120	1160	486	450	587	2003	300	£573.60	£573.60	£631.20	15
VUT 50/140	1440	486	450	677	2310	600	£672.00	£672.00	£739.20	18
VUT 50/170	1720	486	450	790	2695	600	£937.20	£937.20	£1,032.00	21
VUT 60/70	720	586	550	435	1484	300	£502.80	£502.80	£553.20	11
VUT 60/120	1160	586	550	708	2416	600	£634.80	£634.80	£698.40	18
VUT 60/140	1440	586	550	816	2784	600	£733.20	£733.20	£807.60	21
VUT 60/170	1720	586	550	953	3252	900	£997.20	£997.20	£1,098.00	24
VUT 75/70	720	746	710	554	1890	300	£549.60	£549.60	£604.80	13
VUT 75/120	1160	746	710	901	3074	600	£696.00	£696.00	£765.60	22
VUT 75/140	1440	746	710	1039	3545	900	£855.60	£855.60	£942.00	25
VUT 75/170	1720	746	710	1213	4139	900	£1,058.40	£1,058.40	£1,165.20	30

* All items in bold – 7-10 working days delivery * All items not in bold – 4-6 weeks delivery

VALVES / TOWEL HANGING OPTIONS / OTHER ACCESSORIES (please see pages 89 - 96)

ADDITIONAL EXTRAS: Electric Version (Essential Element) + **£144.00** Dual Fuel Version (please add price of correct size element from Accessories pages)

Available in the following finishes:



Low Water Content Mild steel All items in bold 7-10 working days Year Guarantee White 9016 Anthracite 7016 Texture RAL Colour page 97 Finishes page 98 55 +

MAIN IMAGE: Shown in Signal Violet RAL 4008
 INSET IMAGE: Shown in White RAL 9016




For instructions and more information



MAIN IMAGE: Shown in May Green RAL 6017
 INSET IMAGE: Shown in Anthracite 7016 Texture



For instructions and more information



CUBE T

Wall to front face = 125mm
 Wall to pipe centre = 80mm

MODEL	HEIGHT (mm)	WIDTH (mm)	PIPE CENTRES (mm)	WATTS Δt 50°C	BTUs Δt 50°C	ELECTRIC ELEMENT WATTAGE	WHITE (inc VAT)	ANTHRACITE 7016 TEXTURE (inc VAT)	RAL COLOUR / FINISHES (inc VAT)	WEIGHT (kgs)
CUT 50/80	720	486	450	486	1658	300	£728.40	£728.40	£801.60	11
CUT 50/120	1163	486	450	790	2695	600	£968.40	£968.40	£1,065.60	18
CUT 50/150	1440	486	450	912	3112	900	£1,140.00	£1,140.00	£1,254.00	20
CUT 50/180	1720	486	450	1064	3630	900	£1,587.60	£1,587.60	£1,747.20	24
CUT 60/80	720	586	550	586	1999	600	£844.80	£844.80	£930.00	13
CUT 60/120	1163	586	550	935	3190	900	£1,068.00	£1,068.00	£1,174.80	21
CUT 60/150	1440	586	550	1099	3750	900	£1,243.20	£1,243.20	£1,368.00	24
CUT 60/180	1720	586	550	1283	4378	900	£1,692.00	£1,692.00	£1,861.20	28
CUT 75/80	720	746	710	747	2549	600	£932.40	£932.40	£1,026.00	16
CUT 75/120	1163	746	710	1213	4139	900	£1,190.40	£1,190.40	£1,310.40	26
CUT 75/150	1440	746	710	1399	4773	900	£1,453.20	£1,453.20	£1,599.60	30
CUT 75/180	1720	746	710	1633	5572	900	£1,882.80	£1,882.80	£2,071.20	35

* All items in bold – 7-10 working days delivery * All items not in bold – 4-6 weeks delivery

VALVES & ACCESSORIES (please see pages 89 - 96)

ADDITIONAL EXTRAS: Electric Version (Essential Element) + £144.00 Dual Fuel Version (please add price of correct size element from Accessories pages)

Available in the following finishes:



Low Water Content



Mild steel



All Items in bold 7-10 working days



Year Guarantee



White 9016



Anthracite 7016 Texture



RAL Colour page 97



Finishes page 98

TORNADO T

Wall to front face = 105mm
 Wall to pipe centre = 70mm

MODEL	HEIGHT (mm)	WIDTH (mm)	PIPE CENTRES (mm)	WATTS Δt 50°C	BTUs Δt 50°C	ELECTRIC ELEMENT WATTAGE	WHITE (inc VAT)	ANTHRACITE 7016 TEXTURE (inc VAT)	RAL COLOUR / FINISHES (inc VAT)	WEIGHT (kgs)
TOT 50/80	750	486	450	567	1935	300	£415.20	£415.20	£457.20	10
TOT 50/120	1200	486	450	718	2450	600	£484.80	£484.80	£534.00	15
TOT 50/150	1440	486	450	865	2951	600	£640.80	£640.80	£705.60	19
TOT 50/180	1720	486	450	1169	3989	900	£748.80	£748.80	£824.40	23
TOT 60/80	750	586	550	680	2320	600	£424.80	£424.80	£468.00	12
TOT 60/120	1200	586	550	860	2934	600	£506.40	£506.40	£558.00	17
TOT 60/150	1440	586	550	1048	3576	900	£663.60	£663.60	£730.80	22
TOT 60/180	1720	586	550	1395	4760	900	£788.40	£788.40	£867.60	27
TOT 75/80	750	746	710	813	2774	600	£475.20	£475.20	£523.20	15
TOT 75/120	1200	746	710	1096	3740	900	£553.20	£553.20	£609.60	21
TOT 75/150	1440	746	710	1279	4364	900	£710.40	£710.40	£782.40	27
TOT 75/180	1720	746	710	1692	5773	900	£849.60	£849.60	£934.80	33

* All items in bold – 7-10 working days delivery * All items not in bold – 4-6 weeks delivery

VALVES / TOWEL HANGING OPTIONS / OTHER ACCESSORIES (please see pages 89 - 96)

ADDITIONAL EXTRAS: Electric Version (Essential Element) + £144.00 Dual Fuel Version (please add price of correct size element from Accessories pages)

Available in the following finishes:



Mild steel



All Items in bold 7-10 working days



Year Guarantee



White 9016



Anthracite 7016 Texture



RAL Colour page 97



Finishes page 98

MAIN IMAGE: Shown in Chrome
INSET IMAGE: Shown in Chrome



For instructions and more information



METRO (STRAIGHT)

Wall to front face = 87-97mm
Wall to pipe centre = 78-88mm

MODEL	HEIGHT (mm)	WIDTH (mm)	PIPE CENTRES (mm)	WATTS Δt 50°C	BTUs Δt 50°C	ELECTRIC ELEMENT WATTAGE	WHITE (inc VAT)	CHROME (inc VAT)	RAL COLOUR / FINISHES (inc VAT)	WEIGHT (kgs)
Metro 30/80	800	300	255	325	1109	300	£74.40	£104.40	£196.80	5
Metro 30/120	1200	300	255	490	1672	300	£100.80	£159.60	£223.20	8
Metro 40/80	800	400	355	370	1263	300	£81.60	£123.60	£204.00	6
Metro 40/120	1200	400	355	530	1809	300	£110.40	£176.40	£232.80	9
Metro 40/180	1800	400	355	840	2866	900	£154.80	£234.00	£277.20	13
Metro 50/80	800	500	455	420	1433	300	£94.80	£129.60	£217.20	7
Metro 50/100	1000	500	455	538	1836	300	-	£168.00	-	9
Metro 50/120	1200	500	455	600	2047	600	£120.00	£186.00	£242.40	11
Metro 50/150	1500	500	455	750	2559	600	£134.40	£229.20	£256.80	13
Metro 50/180	1800	500	455	925	3156	900	£171.60	£267.60	£294.00	16
Metro 60/80	800	600	555	445	1518	300	£98.40	£146.40	£220.80	8
Metro 60/100	1000	600	555	589	2010	600	-	£162.00	-	10
Metro 60/120	1200	600	555	710	2422	600	£132.00	£206.40	£254.40	12
Metro 60/150	1500	600	555	900	3070	600	£147.60	£258.00	£270.00	15
Metro 60/180	1800	600	555	1107	3777	900	£192.00	£301.20	£314.40	18

* All items in bold – next working day delivery * All items not in bold – 7-10 working days delivery * Chrome finish reduces output by up to 20%

VALVES / TOWEL HANGING OPTIONS / OTHER ACCESSORIES (please see pages 89 - 96)

ADDITIONAL EXTRAS: Electric Version (Essential Element) + **£144.00** Dual Fuel Version (please add price of correct size element from Accessories pages)

Available in the following finishes:



Mild steel



All Items in bold next working day



Year Guarantee



White 9016



Chrome



RAL Colour page 97



Finishes page 98

MAIN IMAGE: Shown in Turquoise Blue RAL 5018
INSET IMAGE: Shown in Chrome



For instructions and more information



ORION (CURVED)

Wall to front face = 90-100mm
Wall to pipe centre = 67-77mm

MODEL	HEIGHT (mm)	WIDTH (mm)	PIPE CENTRES (mm)	WATTS Δt 50°C	BTUs Δt 50°C	ELECTRIC ELEMENT WATTAGE	WHITE (inc VAT)	CHROME (inc VAT)	RAL COLOUR / FINISHES (inc VAT)	WEIGHT (kgs)
Orion 50/80	800	500	455	420	1433	300	£91.20	£141.60	£213.60	7
Orion 50/100	1000	500	455	538	1836	300	-	£171.60	-	9
Orion 50/120	1200	500	455	600	2047	600	£122.40	£201.60	£244.80	11
Orion 50/150	1500	500	455	750	2559	600	£150.00	£244.80	£272.40	13
Orion 50/180	1800	500	455	925	3156	900	£177.60	£279.60	£300.00	16
Orion 60/80	800	600	555	490	1672	300	£102.00	£162.00	£224.40	8
Orion 60/100	1000	600	555	589	2010	600	-	£188.40	-	10
Orion 60/120	1200	600	555	710	2423	600	£136.80	£219.60	£259.20	12
Orion 60/150	1500	600	555	900	3070	600	£152.40	£273.60	£274.80	15
Orion 60/180	1800	600	555	1107	3777	900	£198.00	£319.20	£320.40	18

* All items in bold – next working day delivery * All items not in bold – 7-10 working days delivery * Chrome finish reduces output by up to 20%

VALVES / TOWEL HANGING OPTIONS / OTHER ACCESSORIES (please see pages 89 - 96)

ADDITIONAL EXTRAS: Electric Version (Essential Element) + **£144.00** Dual Fuel Version (please add price of correct size element from Accessories pages)

Available in the following finishes:



Mild steel



All Items in bold next working day



Year Guarantee



White 9016



Chrome



RAL Colour page 97



Finishes page 98

MAIN IMAGE: Shown in Infinity Steel
INSET IMAGE: Shown in White RAL 9016




For instructions and more information



NEW

MAIN IMAGE: Shown in White RAL 9016 Matt
INSET IMAGE: Shown in Black RAL 9005 Matt



For instructions and more information



COVE TR

Wall to front face = 90-95mm
Wall to pipe centre = 50-55mm

MODEL	HEIGHT (mm)	WIDTH (mm)	PIPE CENTRES (mm)	WATTS Δt 50°C	BTUs Δt 50°C	ELECTRIC ELEMENT WATTAGE	WHITE / ANTHRACITE (inc VAT)	RAL COLOUR / FINISHES (inc VAT)	INFINITY STEEL (PVD) (inc VAT)	WEIGHT (kgs)
Cove TR50/80	826	500	450	410	1399	600	£190.80	£308.40	£385.20	10
Cove TR50/120	1120	500	450	550	1877	900	£234.00	£350.40	£591.60	13
Cove TR50/150	1535	500	450	700	2388	900	£321.60	£438.00	£638.40	16

* All items in bold – next working day delivery * All items not in bold – 7-10 working days delivery

VALVES / TOWEL HANGING OPTIONS / OTHER ACCESSORIES (please see pages 89 - 96)

ADDITIONAL EXTRAS: Electric Version (Essential Element) + £144.00 Dual Fuel Version (please add price of correct size element from Accessories pages)

CORNELLI

Wall to front face = 76mm
Wall to pipe centre = 64mm

MODEL	HEIGHT (mm)	WIDTH (mm)	PIPE CENTRES (mm)	WATTS Δt 50°C	BTUs Δt 50°C	ELECTRIC ELEMENT WATTAGE	WHITE / ANTHRACITE / BLACK (inc VAT)	RAL COLOUR / FINISHES (inc VAT)	WEIGHT (kgs)
Cornelli 50/70	700	480	455	293	1000	300	£238.80	£333.60	5
Cornelli 50/90	900	480	455	368	1255	300	£319.20	£446.40	7
Cornelli 50/110	1100	480	455	476	1624	600	£384.00	£537.60	8
Cornelli 50/150	1500	480	455	582	1986	600	£472.80	£662.40	11

* All items in bold – next working day delivery * All items not in bold – 7-10 working days delivery

VALVES & ACCESSORIES (please see pages 89 - 96)

ADDITIONAL EXTRAS: Electric Version (Essential Element) + £144.00

Available in the following finishes:



Mild steel



All items in bold next working day



Year Guarantee



White 9016



Anthracite 7016 Texture



RAL Colour page 97



Finishes page 98



Infinity Steel

Available in the following finishes:



Low Water Content



Aluminium



Next working day



Year Guarantee



White 9016 Matt



Anthracite 7016 Matt



Black 9005 Matt



RAL Colour page 97



Finishes page 98

NEW


MAIN IMAGE: Shown in Black RAL 9005 Matt
INSET IMAGE: Shown in Anthracite 7016 Matt



For instructions and more information



MAIN AND INSET IMAGE: Shown in Brushed Brass



For instructions and more information



INDIO

Wall to front face = 76mm
Wall to pipe centre = 64mm

MODEL	HEIGHT (mm)	WIDTH (mm)	PIPE CENTRES (mm)	WATTS Δt 50°C	BTUs Δt 50°C	ELECTRIC ELEMENT WATTAGE	WHITE / ANTHRACITE / BLACK (inc VAT)	RAL COLOUR / FINISHES (inc VAT)	WEIGHT (kgs)
Indio 50/70	700	480	455	293	1000	300	£204.00	£285.60	5
Indio 50/90	900	480	455	368	1255	300	£270.00	£378.00	7
Indio 50/110	1100	480	455	476	1624	600	£334.80	£469.20	8
Indio 50/150	1500	480	455	582	1986	600	£415.20	£580.80	11

* All items in bold – next working day delivery * All items not in bold – 7-10 working days delivery

VALVES & ACCESSORIES (please see pages 89 - 96)

ADDITIONAL EXTRAS: Electric Version (Essential Element) + **£144.00**

Available in the following finishes:



Low Water Content



Aluminium



Next working day



5 Year Guarantee



White 9016 Matt



Anthracite 7016 Matt



Black 9005 Matt



RAL Colour page 97



Finishes page 98

AUSTEN

Wall to front face = 76-86mm
Wall to pipe centre = 65-75mm

MODEL	HEIGHT (mm)	WIDTH (mm)	PIPE CENTRES (mm)	WATTS Δt 50°C	BTUs Δt 50°C	ELECTRIC ELEMENT WATTAGE	BRUSHED BRASS (inc VAT)	WEIGHT (kgs)
Austen 30/80	800	300	270	171	584	300	£409.20	10
Austen 30/100	1000	300	270	225	768	300	£511.20	11
Austen 30/120	1200	300	270	257	877	300	£609.60	12
Austen 45/80	800	450	420	213	727	300	£489.60	13
Austen 45/100	1000	450	420	274	935	300	£613.20	14
Austen 45/120	1200	450	420	319	1089	300	£733.20	15
Austen 45/150	1500	450	420	410	1399	600	£915.60	17
Austen 45/180	1800	450	420	480	1638	600	£1,062.00	20
Austen 60/80	800	600	570	244	833	300	£567.60	16
Austen 60/100	1000	600	570	326	1113	300	£710.40	17
Austen 60/120	1200	600	570	366	1249	300	£852.00	18

* All items in bold – next working day delivery * All items not in bold – 7-10 working days delivery

VALVES & ACCESSORIES (please see pages 89 - 96)

ADDITIONAL EXTRAS: Electric Version (Essential Element) + **£144.00** Dual Fuel Version (please add price of correct size element from Accessories pages)

The brackets are designed to be installed using the smallest measurement – however, the adjustment is available, where required, for fitting purposes

Available in the following finishes:



Stainless Steel Grade 304



All items in bold next working day



25 Year Guarantee



Brushed Brass



For instructions and more information

MAIN IMAGE: Shown in Copper Lacquer
INSET IMAGE: Shown in Black Nickel Lacquer



For instructions and more information

MAIN IMAGE: Shown in Black Nickel Lacquer
INSET IMAGE: Shown in Copper Lacquer



ROSA (STRAIGHT)

Wall to front face = 88-100mm
Wall to pipe centre = 72-94mm

MODEL	HEIGHT (mm)	WIDTH (mm)	PIPE CENTRES (mm)	WATTS Δt 50°C	BTUs Δt 50°C	ELECTRIC ELEMENT WATTAGE	COPPER LACQUER (inc VAT)	BLACK NICKEL LACQUER (inc VAT)	WEIGHT (kgs)
Rosa 40/49	490	400	368	196	667	150	£268.80	£268.80	6
Rosa 75/49	490	750	718	389	1328	300	£339.60	£339.60	7
Rosa 100/49	490	1000	968	446	1523	300	£394.80	£394.80	10
Rosa 35/70	700	350	318	270	922	300	£324.00	£324.00	6
Rosa 35/120	1190	350	318	479	1636	300	£465.60	£465.60	9
Rosa 35/160	1540	350	318	563	1920	600	£558.00	£558.00	12
Rosa 50/70	700	500	468	389	1328	300	£351.60	£351.60	7
Rosa 50/120	1190	500	468	536	1827	600	£529.20	£529.20	10
Rosa 50/160	1540	500	468	713	2433	600	£661.20	£661.20	13
Rosa 60/70	700	600	568	420	1433	300	£422.40	£422.40	8
Rosa 60/120	1190	600	568	641	2187	600	£613.20	£613.20	11
Rosa 60/160	1540	600	568	754	2572	600	£768.00	£768.00	14

* All items in bold – next working day delivery * All items not in bold – 7-10 working days delivery

VALVES / TOWEL HANGING OPTIONS / OTHER ACCESSORIES (please see pages 89 - 96)

ADDITIONAL EXTRAS: Electric Version (Essential Element) + £144.00 Dual Fuel Version (please add price of correct size element from Accessories pages)

The brackets are designed to be installed using the smallest measurement – however, the adjustment is available, where required, for fitting purposes

Available in the following finishes:



Stainless steel Grade 304



All Items in bold next working day



Year Guarantee



Copper Lacquer



Black Nickel Lacquer

CAVELL (CURVED)

Wall to front face = 88-100mm
Wall to pipe centre = 72-94mm

MODEL	HEIGHT (mm)	WIDTH (mm)	PIPE CENTRES (mm)	WATTS Δt 50°C	BTUs Δt 50°C	ELECTRIC ELEMENT WATTAGE	COPPER LACQUER (inc VAT)	BLACK NICKEL LACQUER (inc VAT)	WEIGHT (kgs)
Cavell 50/70	700	500	468	389	1328	300	£409.20	£409.20	7
Cavell 50/120	1190	500	468	536	1827	600	£591.60	£591.60	10
Cavell 50/160	1540	500	468	713	2433	600	£740.40	£740.40	13
Cavell 60/70	700	600	568	420	1433	300	£478.80	£478.80	8
Cavell 60/120	1190	600	568	641	2187	600	£708.00	£708.00	11
Cavell 60/160	1540	600	568	754	2572	600	£856.80	£856.80	14

* All items in bold – next working day delivery * All items not in bold – 7-10 working days delivery

VALVES / TOWEL HANGING OPTIONS / OTHER ACCESSORIES (please see pages 89 - 96)

ADDITIONAL EXTRAS: Electric Version (Essential Element) + £144.00 Dual Fuel Version (please add price of correct size element from Accessories pages)

The brackets are designed to be installed using the smallest measurement – however, the adjustment is available, where required, for fitting purposes

Available in the following finishes:



Stainless steel Grade 304



All Items in bold next working day



Year Guarantee



Copper Lacquer



Black Nickel Lacquer

MAIN AND INSET IMAGE: Shown in Polished Stainless Steel



For instructions and more information



JANGO

Wall to front face = 150-185mm
Wall to pipe centre = 80-115mm

MODEL	HEIGHT (mm)	WIDTH (mm)	PIPE CENTRES (mm)	WATTS Δt 50°C	BTUs Δt 50°C	POLISHED STAINLESS (inc VAT)	RAL COLOUR / FINISHES (inc VAT)	WEIGHT (kgs)
Jango 50/80	775	500	50	203	693	£783.60	£1,017.60	9
Jango 50/120	1200	500	50	301	1027	£1,088.40	£1,414.80	11

* All items in bold – next working day delivery * All items not in bold – 7-10 working days delivery

VALVES & ACCESSORIES (please see pages 89 - 96)
Duel Fuel & Electric versions not available

Available in the following finishes:



Stainless steel Grade 304



All Items in bold next working day



Year Guarantee



Polished Stainless



RAL Colour page 97



Finishes page 98

MAIN AND INSET IMAGE: Shown in Polished Stainless Steel



For instructions and more information



REBO

Wall to front face = 90-125mm
Wall to pipe centre = 65-100mm

MODEL	HEIGHT (mm)	WIDTH (mm)	PIPE CENTRES (mm)	WATTS Δt 50°C	BTUs Δt 50°C	POLISHED STAINLESS (inc VAT)	RAL COLOUR / FINISHES (inc VAT)	WEIGHT (kgs)
Rebo 50/80	805	500	50	183	624	£728.40	£946.80	8
Rebo 50/120	1145	500	50	231	788	£919.20	£1,195.20	10

* All items in bold – next working day delivery * All items not in bold – 7-10 working days delivery

VALVES & ACCESSORIES (please see pages 89 - 96)
Duel Fuel & Electric versions not available

Available in the following finishes:



Stainless steel Grade 304



All Items in bold next working day



Year Guarantee



Polished Stainless



RAL Colour page 97



Finishes page 98

MAIN AND INSET IMAGE: Shown in Polished Stainless Steel



For instructions and more information



COVE STR

Wall to front face = 90-95mm
Wall to pipe centre = 50-55mm

MODEL	HEIGHT (mm)	WIDTH (mm)	PIPE CENTRES (mm)	WATTS Δt 50°C	BTUs Δt 50°C	ELECTRIC ELEMENT WATTAGE	POLISHED STAINLESS (inc VAT)	RAL COLOUR / FINISHES (inc VAT)	WEIGHT (kgs)
Cove STR50/80	826	500	450	410	1399	600	£482.40	£624.00	10
Cove STR50/120	1120	500	450	550	1877	900	£597.60	£776.40	13
Cove STR50/150	1535	500	450	700	2388	900	£826.80	£1,074.00	16

* All items in bold – next working day delivery * All items not in bold – 7-10 working days delivery

VALVES / TOWEL HANGING OPTIONS / OTHER ACCESSORIES (please see pages 89 - 96)

ADDITIONAL EXTRAS: Electric Version (Essential Element) + **£144.00** Dual Fuel Version (please add price of correct size element from Accessories pages)

Available in the following finishes:



Stainless steel Grade 304



All Items in bold next working day



Year Guarantee



Polished Stainless




RAL Colour page 97



Finishes page 98

MAIN AND INSET IMAGE: Shown in Brushed Stainless Steel



For instructions and more information



LIANA

Wall to front face = 76-86mm
Wall to pipe centre = 65-75mm

MODEL	HEIGHT (mm)	WIDTH (mm)	PIPE CENTRES (mm)	WATTS Δt 50°C	BTUs Δt 50°C	ELECTRIC ELEMENT WATTAGE	BRUSHED STAINLESS (inc VAT)	POLISHED STAINLESS (inc VAT)	RAL COLOUR / FINISHES (inc VAT)	WEIGHT (kgs)
Liana 30/80	800	300	270	171	584	300	£300.00	£315.60	£409.20	10
Liana 30/100	1000	300	270	225	768	300	£384.00	£392.40	£511.20	11
Liana 30/120	1200	300	270	257	877	300	£448.80	£470.40	£609.60	12
Liana 45/80	800	450	420	213	727	300	£361.20	£376.80	£489.60	13
Liana 45/100	1000	450	420	274	935	300	£447.60	£471.60	£613.20	14
Liana 45/120	1200	450	420	319	1089	300	£535.20	£564.00	£733.20	15
Liana 45/150	1500	450	420	410	1399	600	£679.20	£704.40	£915.60	17
Liana 45/180	1800	450	420	480	1638	600	£776.40	£816.00	£1,062.00	20
Liana 60/80	800	600	570	244	833	300	£417.60	£438.00	£567.60	16
Liana 60/100	1000	600	570	326	1113	300	£522.00	£546.00	£710.40	17
Liana 60/120	1200	600	570	366	1249	300	£624.00	£654.00	£852.00	18

* All items in bold – next working day delivery * All items not in bold – 7-10 working days delivery

VALVES & ACCESSORIES (please see pages 89 - 96)

ADDITIONAL EXTRAS: Electric Version (Essential Element) + **£144.00** Dual Fuel Version (please add price of correct size element from Accessories pages)

The brackets are designed to be installed using the smallest measurement – however, the adjustment is available, where required, for fitting purposes

Available in the following finishes:



Stainless steel Grade 304



All Items in bold next working day



Year Guarantee



Brushed Stainless



Polished Stainless



RAL Colour page 97



Finishes page 98


MAIN AND INSET IMAGE: Shown in Polished Stainless Steel



For instructions and more information



MAIN AND INSET IMAGE: Shown in Polished Stainless Steel



For instructions and more information



SIENA (STRAIGHT)

Wall to front face = 88-100mm
Wall to pipe centre = 72-94mm

MODEL	HEIGHT (mm)	WIDTH (mm)	PIPE CENTRES (mm)	WATTS Δt 50°C	BTUs Δt 50°C	ELECTRIC ELEMENT WATTAGE	POLISHED STAINLESS (inc VAT)	RAL COLOUR / FINISHES (inc VAT)	WEIGHT (kgs)
Siena 40/49	490	400	368	196	667	150	£186.00	£268.80	6
Siena 75/49	490	750	718	389	1328	300	£242.40	£339.60	7
Siena 100/49	490	1000	968	446	1523	300	£283.20	£394.80	10
Siena 35/70	700	350	318	270	922	300	£231.60	£324.00	6
Siena 35/120	1190	350	318	479	1636	300	£343.20	£465.60	9
Siena 35/160	1540	350	318	563	1920	600	£424.80	£558.00	12
Siena 50/70	700	500	468	389	1328	300	£267.60	£351.60	7
Siena 50/120	1190	500	468	536	1827	600	£398.40	£529.20	10
Siena 50/160	1540	500	468	713	2433	600	£495.60	£661.20	13
Siena 60/70	700	600	568	420	1433	300	£291.60	£422.40	8
Siena 60/120	1190	600	568	641	2187	600	£440.40	£613.20	11
Siena 60/160	1540	600	568	754	2572	600	£541.20	£768.00	14

* All items in bold – next working day delivery * All items not in bold – 7-10 working days delivery

VALVES / TOWEL HANGING OPTIONS / OTHER ACCESSORIES (please see pages 89 - 96)

ADDITIONAL EXTRAS: Electric Version (Essential Element) + £144.00 Dual Fuel Version (please add price of correct size element from Accessories pages)

The brackets are designed to be installed using the smallest measurement – however, the adjustment is available, where required, for fitting purposes

Available in the following finishes:



Stainless steel Grade 304



All Items in bold next working day



Year Guarantee



Polished Stainless



RAL Colour page 97



Finishes page 98

ZANTE (CURVED)

Wall to front face = 88-100mm
Wall to pipe centre = 72-94mm

MODEL	HEIGHT (mm)	WIDTH (mm)	PIPE CENTRES (mm)	WATTS Δt 50°C	BTUs Δt 50°C	ELECTRIC ELEMENT WATTAGE	POLISHED STAINLESS (inc VAT)	RAL COLOUR / FINISHES (inc VAT)	WEIGHT (kgs)
Zante 50/70	700	500	468	389	1328	300	£267.60	£409.20	7
Zante 50/120	1190	500	468	536	1827	600	£398.40	£591.60	10
Zante 50/160	1540	500	468	713	2433	600	£490.80	£740.40	13
Zante 60/70	700	600	568	420	1433	300	£286.80	£478.80	8
Zante 60/120	1190	600	568	641	2187	600	£435.60	£708.00	11
Zante 60/160	1540	600	568	754	2572	600	£537.60	£856.80	14

* All items in bold – next working day delivery * All items not in bold – 7-10 working days delivery

VALVES / TOWEL HANGING OPTIONS / OTHER ACCESSORIES (please see pages 89 - 96)

The brackets are designed to be installed using the smallest measurement – however, the adjustment is available, where required, for fitting purposes

Available in the following finishes:



Stainless steel Grade 304



All Items in bold next working day



Year Guarantee



Polished Stainless



RAL Colour page 97



Finishes page 98

LUXURY HANDMADE TRADITIONAL TOWEL RAILS

AVAILABLE FINISHES

GROUP A



Polished Chrome



Brushed Chrome



Polished Nickel



Brushed Nickel



* Un-lacquered Polished Brass



* Un-lacquered Brushed Brass

GROUP B



Lacquered Polished Brass



Matt Lacquered Brushed Brass

GROUP C



Polished Gold



Antique Brass

* **Please note:** the un-lacquered Polished and Brushed Brass finishes are supplied in a raw, un-lacquered state. This means that the base material is unprotected and will discolour in a short period of time. Regular cleaning will be needed to maintain the material finish.




BALE

Depth = 195mm

MODEL	HEIGHT (mm)	WIDTH (mm)	WATTS Δt 50°C	BTUs Δt 50°C	GROUP A (inc VAT)	GROUP B (inc VAT)	GROUP C (inc VAT)
BALE - FLOOR MOUNTED							
Bale	850	750	267	911	£1,551.60	£1,713.60	£2,451.60

* 5-7 weeks delivery

VALVES & ACCESSORIES (please see pages 89 - 96)



Brass



Delivery 5-7 weeks



Year Guarantee

NEW

MAIN AND INSET IMAGE: Shown in Un-lacquered Brushed Brass



For instructions and more information



CANTLEY


Wall to front face = 145mm

MODEL	HEIGHT (mm)	WIDTH (mm)	WATTS Δt 50°C	BTUs Δt 50°C	ELECTRIC ELEMENT WATTAGE	GROUP A (inc VAT)	GROUP B (inc VAT)	GROUP C (inc VAT)
CANTLEY - WALL MOUNTED								
Cantley-1	836	550	211	720	100	£1,497.60	£1,663.20	£2,358.00
Cantley-2	836	700	247	843	125	£1,710.00	£1,872.00	£2,397.60
Cantley-3	986	700	263	897	125	£1,798.20	£1,964.70	£2,497.50

* 5-7 weeks delivery

VALVES & ACCESSORIES (please see pages 89 - 96)

TRADITIONAL VERSIONS: Electric option + £322.00 / Dual Fuel option + £259.00 / Element Cover + £215.00




Brass




Delivery 5-7 weeks



Year Guarantee



For instructions and more information



MAIN AND INSET IMAGE: Finished in Polished Chrome



ICKBURGH


Wall to front face = 138mm

MODEL	HEIGHT (mm)	WIDTH (mm)	WATTS Δt 50°C	BTUs Δt 50°C	ELECTRIC ELEMENT WATTAGE	GROUP A (inc VAT)	GROUP B (inc VAT)	GROUP C (inc VAT)
ICKBURGH - FLOOR MOUNTED								
Ickburgh-1	952	500	180	616	100	£1,249.20	£1,450.40	£2,020.20
Ickburgh-2	952	685	211	721	100	£1,288.80	£1,491.10	£2,053.50
Ickburgh-3	952	837	235	803	100	£1,317.60	£1,520.70	£2,083.10
Ickburgh-4	952	989	261	890	150	£1,368.00	£1,554.00	£2,146.00

* 5-7 weeks delivery

VALVES & ACCESSORIES (please see pages 89 - 96)

TRADITIONAL VERSIONS: Electric option + £322.00 / Dual Fuel option + £259.00 / Element Cover + £215.00



Brass



Delivery 5-7 weeks



Year Guarantee

MAIN IMAGE: Floor mounted finished in Polished Gold
 INSET IMAGE: Finished in Brushed Nickel



For instructions and more information

MAIN IMAGE: Floor mounted finished in Brushed Nickel
 INSET IMAGE: Finished in Polished Chrome



For instructions and more information

ELVEDEN


Floor mounted wall to front face = 138mm
 Wall mounted wall to front face = 125mm

MODEL	HEIGHT (mm)	WIDTH (mm)	WATTS Δt 50°C	BTUs Δt 50°C	ELECTRIC ELEMENT WATTAGE	GROUP A (inc VAT)	GROUP B (inc VAT)	GROUP C (inc VAT)
ELVEDEN – FLOOR MOUNTED								
Elveden-1	1562	475	290	991	100	£1,746.40	£1,975.80	£2,638.10
Elveden-2	1562	685	348	1186	150	£1,787.10	£2,012.80	£2,741.70
Elveden-3	1562	837	389	1329	150	£1,887.00	£2,116.40	£2,867.50
ELVEDEN – WALL MOUNTED								
Elveden-1 W	1599	475	290	991	100	£1,750.10	£1,979.50	£2,590.00
Elveden-2 W	1599	685	348	1186	150	£1,783.40	£2,012.80	£2,689.90
Elveden-3 W	1599	837	389	1329	150	£1,813.00	£2,035.00	£2,786.10

* 5-7 weeks delivery

VALVES & ACCESSORIES (please see pages 89 - 96)

TRADITIONAL VERSIONS: Electric option + £322.00 / Dual Fuel option + £259.00 / Element Cover + £215.00



Brass



Delivery 5-7 weeks



Year Guarantee

METHWOLD


Floor mounted wall to front face = 138mm
 Wall mounted wall to front face = 125mm

MODEL	HEIGHT (mm)	WIDTH (mm)	WATTS Δt 50°C	BTUs Δt 50°C	ELECTRIC ELEMENT WATTAGE	GROUP A (inc VAT)	GROUP B (inc VAT)	GROUP C (inc VAT)
METHWOLD – FLOOR MOUNTED								
Methwold-1	1257	475	232	792	100	£1,509.60	£1,739.00	£2,427.20
Methwold-2	1257	685	255	871	150	£1,554.00	£1,783.40	£2,508.60
Methwold-3	1257	837	288	983	150	£1,591.00	£1,813.00	£2,571.50
METHWOLD – WALL MOUNTED								
Methwold-1 W	1294	475	232	792	100	£1,517.00	£1,746.40	£2,434.60
Methwold-2 W	1294	685	255	871	150	£1,539.20	£1,768.60	£2,553.00
Methwold-3 W	1294	837	288	983	150	£1,554.00	£1,813.00	£2,697.30

* 5-7 weeks delivery

VALVES & ACCESSORIES (please see pages 89 - 96)

TRADITIONAL VERSIONS: Electric option + £322.00 / Dual Fuel option + £259.00 / Element Cover + £215.00



Brass



Delivery 5-7 weeks



Year Guarantee



For instructions and more information

MAIN AND INSET IMAGE: Finished in Polished Chrome



For instructions and more information

MAIN AND INSET IMAGE: Finished in Polished Chrome

HOCKWOLD

Wall to front face = 125mm

CRANWICH

Wall to front face = 138mm

MODEL	HEIGHT (mm)	WIDTH (mm)	WATTS Δt 50°C	BTUs Δt 50°C	ELECTRIC ELEMENT WATTAGE	GROUP A (inc VAT)	GROUP B (inc VAT)	GROUP C (inc VAT)
HOCKWOLD - WALL MOUNTED								
Hockwold-0 W	685	475	154	525	100	£1,112.40	£1,269.10	£1,887.00
Hockwold-1 W	685	685	188	642	100	£1,134.00	£1,295.00	£1,920.30
Hockwold-2 W	685	837	213	728	150	£1,306.80	£1,472.60	£2,060.90
Hockwold-3 W	685	989	239	814	150	£1,368.00	£1,554.00	£2,220.00

* 5-7 weeks delivery

MODEL	HEIGHT (mm)	WIDTH (mm)	WATTS Δt 50°C	BTUs Δt 50°C	ELECTRIC ELEMENT WATTAGE	GROUP A (inc VAT)	GROUP B (inc VAT)	GROUP C (inc VAT)
CRANWICH - FLOOR MOUNTED								
Cranwich-1	952	685	327	1115	100	£1,494.00	£1,702.00	£2,319.90
Cranwich-2	952	837	380	1295	150	£1,530.00	£1,739.00	£2,386.50
Cranwich-3	952	989	432	1475	150	£1,609.20	£1,820.40	£2,475.30



* 5-7 weeks delivery

VALVES & ACCESSORIES (please see pages 89 - 96)

TRADITIONAL VERSIONS: Electric option + £322.00 / Dual Fuel option + £259.00 / Element Cover + £215.00

VALVES & ACCESSORIES (please see pages 89 - 96)

TRADITIONAL VERSIONS: Electric option + £322.00 / Dual Fuel option + £259.00 / Element Cover + £215.00



Brass



Delivery 5-7 weeks



Year Guarantee



Brass



Delivery 5-7 weeks



Year Guarantee



For instructions and more information



MAIN IMAGE: Finished in Antique Brass
INSET IMAGE: Finished in Polished Chrome



HILBOROUGH


Depth = 235mm

MODEL	HEIGHT (mm)	WIDTH (mm)	WATTS Δt 50°C	BTUs Δt 50°C	ELECTRIC ELEMENT WATTAGE	GROUP A (inc VAT)	GROUP B (inc VAT)	GROUP C (inc VAT)
HILBOROUGH - FLOOR MOUNTED								
Hilborough-1	756	685	440	1501	2 x 100	£2,072.00	£2,382.80	£3,241.20
Hilborough-2	756	837	498	1700	2 x 100	£2,149.70	£2,460.50	£3,318.90
Hilborough-3	1040	685	496	1693	2 x 150	£2,153.40	£2,501.20	£3,322.60
Hilborough-4	1040	837	554	1892	2 x 150	£2,160.80	£2,504.90	£3,326.30

* 5-7 weeks delivery

VALVES & ACCESSORIES (please see pages 89 - 96)

TRADITIONAL VERSIONS: Electric option + £644.00 / Dual Fuel option + £518.00 / Element Cover + £430.00



Brass



Delivery 5-7 weeks



Year Guarantee

NEW



For instructions and more information



MAIN IMAGE: Shown in Lacquered Polished Brass with insert in RAL 9005 Jet Black
INSET IMAGE: Shown in Un-lacquered Brushed Brass with insert in Blush Pink



BURNHAM

Wall to front face = 142 or 160mm


MODEL	HEIGHT (mm)	WIDTH (mm)	WATTS Δt 50°C	BTUs Δt 50°C	ELECTRIC ELEMENT WATTAGE	GROUP A (inc VAT)	GROUP B (inc VAT)	GROUP C (inc VAT)
BURNHAM - WALL MOUNTED								
Burnham	900	525	726	2477	300	£1,550.30	£1,739.00	£2,479.00

* 5-7 weeks delivery

VALVES & ACCESSORIES (please see pages 89 - 96)

TRADITIONAL VERSIONS: Electric option + £322.00 / Dual Fuel option + £259.00 / Coloured Radiator Insert + £252.00

STANDARD WHITE RADIATOR INSERTS ARE RAL 9016



Brass (Mild Steel radiator inserts)



Delivery 5-7 weeks



Year Guarantee



For instructions and more information



Wall to front face = 250mm

MAIN IMAGE: Floor mounted finished in Antique Brass
INSET IMAGE: Finished in Polished Chrome



For instructions and more information



MAIN IMAGE: Floor mounted finished in Polished Chrome
INSET IMAGE: Finished in Antique Brass

OLD BUCKENHAM


MODEL	HEIGHT (mm)	WIDTH (mm)	WATTS Δt 50°C	BTUs Δt 50°C	ELECTRIC ELEMENT WATTAGE	GROUP A (inc VAT)	GROUP B (inc VAT)	GROUP C (inc VAT)
OLD BUCKENHAM - FLOOR MOUNTED								
Old Buckenham-1	952	500	428	1460	300	£1,702.00	£1,868.50	£2,456.80
Old Buckenham-2	952	685	658	2245	450	£1,731.60	£1,898.10	£2,567.80
Old Buckenham-3	952	837	795	2714	450	£1,757.50	£1,924.00	£2,593.70
Old Buckenham-4	952	989	1082	3693	600	£1,927.70	£2,094.20	£2,819.40
Old Buckenham-5	1496	500	823	2808	450	£2,042.40	£2,271.80	£3,137.60
OLD BUCKENHAM - WALL MOUNTED								
Old Buckenham-1 W	789	500	428	1460	300	£1,702.00	£1,868.50	£2,456.80
Old Buckenham-2 W	789	685	658	2245	450	£1,731.60	£1,898.10	£2,567.80
Old Buckenham-3 W	789	837	795	2714	450	£1,757.50	£1,924.00	£2,593.70

* 5-7 weeks delivery

VALVES & ACCESSORIES (please see pages 89 - 96)

TRADITIONAL VERSIONS: Electric option + £322.00 / Dual Fuel option + £259.00 / Coloured Radiator Insert + £252.00 / Element Cover + £215.00

STANDARD WHITE RADIATOR INSERTS ARE RAL 9016



Brass (Mild Steel radiator inserts)



Delivery 5-7 weeks



Year Guarantee

CROXTON

Wall to front face = 250mm


MODEL	HEIGHT (mm)	WIDTH (mm)	WATTS Δt 50°C	BTUs Δt 50°C	ELECTRIC ELEMENT WATTAGE	GROUP A (inc VAT)	GROUP B (inc VAT)	GROUP C (inc VAT)
CROXTON - FLOOR MOUNTED								
Croxton-1	952	500	428	1460	300	£1,659.60	£1,821.60	£2,332.80
Croxton-2	952	685	613	2091	450	£1,674.00	£1,836.00	£2,379.60
Croxton-3	952	837	743	2534	450	£1,739.00	£1,905.50	£2,460.50
Croxton-4	952	989	1021	3483	600	£1,861.10	£2,027.60	£2,530.80
CROXTON - WALL MOUNTED								
Croxton-1 W	789	500	420	1434	300	£1,659.60	£1,821.60	£2,332.80
Croxton-2 W	789	685	601	2049	450	£1,674.00	£1,836.00	£2,379.60
Croxton-3 W	789	837	711	2425	450	£1,739.00	£1,905.50	£2,460.50

* 5-7 weeks delivery

VALVES & ACCESSORIES (please see pages 89 - 96)

TRADITIONAL VERSIONS: Electric option + £322.00 / Dual Fuel option + £259.00 / Coloured Radiator Insert + £252.00 / Element Cover + £215.00

STANDARD WHITE RADIATOR INSERTS ARE RAL 9016



Brass (Mild Steel radiator inserts)



Delivery 5-7 weeks



Year Guarantee

MAIN AND INSET IMAGE: Floor mounted finished in Polished Chrome



For instructions and more information

MAIN AND INSET IMAGE: Finished in Polished Chrome



For instructions and more information

LYNFORD

Wall to front face = 150mm


MODEL	HEIGHT (mm)	WIDTH (mm)	WATTS Δt 50°C	BTUs Δt 50°C	ELECTRIC ELEMENT WATTAGE	GROUP A (inc VAT)	GROUP B (inc VAT)	GROUP C (inc VAT)
LYNFORD – FLOOR MOUNTED								
Lynford-1	952	500	417	1423	300	£1,666.80	£1,825.20	£2,365.20
Lynford-2	952	685	602	2053	450	£1,674.00	£1,836.00	£2,390.40
Lynford-3	952	837	732	2496	450	£1,692.00	£1,854.00	£2,422.80
Lynford-4	952	989	1010	3446	600	£1,807.20	£1,969.20	£2,491.20
LYNFORD – WALL MOUNTED								
Lynford-1 W	789	500	413	1408	300	£1,666.80	£1,825.20	£2,365.20
Lynford-2 W	789	685	590	2012	450	£1,674.00	£1,836.00	£2,390.40
Lynford-3 W	789	837	711	2425	450	£1,692.00	£1,854.00	£2,422.80

* 5-7 weeks delivery

VALVES & ACCESSORIES (please see pages 89 - 96)

TRADITIONAL VERSIONS: Electric option + **£322.00** / Dual Fuel option + **£259.00** / Coloured Radiator Insert + **£252.00** / Element Cover + **£215.00**

STANDARD WHITE RADIATOR INSERTS ARE RAL 9016



Brass (Mild Steel radiator inserts)



Delivery 5-7 weeks



Year Guarantee

ASHILL

Wall to front face = 200mm


MODEL	HEIGHT (mm)	WIDTH (mm)	WATTS Δt 50°C	BTUs Δt 50°C	ELECTRIC ELEMENT WATTAGE	GROUP A (inc VAT)	GROUP B (inc VAT)	GROUP C (inc VAT)
ASHILL – WALL MOUNTED								
Ashill-1 W	505	500	343	1171	300	£1,327.50	£1,468.80	£1,836.00
Ashill-2 W	505	685	524	1787	450	£1,458.00	£1,602.00	£1,944.00
Ashill-3 W	505	837	645	2199	450	£1,534.50	£1,677.60	£1,657.33

* 5-7 weeks delivery

VALVES & ACCESSORIES (please see pages 89 - 96)

TRADITIONAL VERSIONS: Electric option + **£322.00** / Dual Fuel option + **£259.00** / Coloured Radiator Insert + **£252.00** / Element Cover + **£215.00**

STANDARD WHITE RADIATOR INSERTS ARE RAL 9016



Brass (Mild Steel radiator inserts)



Delivery 5-7 weeks



Year Guarantee

ALL ELECTRIC & DUAL FUEL VERSIONS



ELECTRIC VERSION

To have your towel rail completely independent from your heating system, there is the electric option. The towel rail is filled with a mixture of water and glycol, before the installation of the heating element, which controls the temperature of the towel rail.

As standard, the Essential heating element is used for dual fuel and electric options. If you wish to use another element please state at time of order.

Essential elements are fitted on the right hand side as standard, all other elements are supplied separately. All elements have a 2 year guarantee.



Electric only option for towel rails
(Essential Element) + **£144.00** (inc VAT)

If you would like your electric only towel rail supplied with an alternative element, please add the price of the required element to a reduced rate of **£105.60**. For example: £105.60 plus the element of your choice.

(except traditional collection - special prices apply on these models).

DUAL FUEL VERSION

All heating elements for dual fuel are supplied with a Tee piece
(please add the price of the correct size element required).

DQ's high quality dual fuel kits permit the use of your towel rail all year round. The towel rail is installed as normal but with the addition of a Tee piece; this allows installation of the electrical element, which enables you to run the towel rail independently or in conjunction with your heating system. As standard, the Essential heating element is used for dual fuel and electric options. If you wish to use another element, please state at time of order



Essential Element
(IPX4 Rated)



Essential elements are supplied with a chrome Tee Piece

MODEL	CHROME (inc VAT)
150W	£81.60
300W	£81.60
600W	£81.60
900W	£81.60

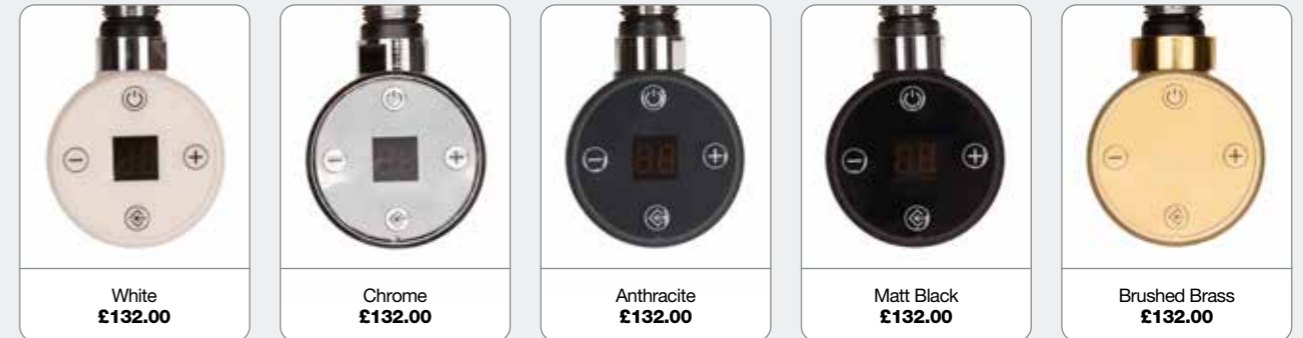
Please note: minimum order value for accessories is £264.00 – A carriage charge will apply for any orders under this amount.

NEW

TEC Thermostatic Heating Element

- Thermostatically controlled • Temperature regulation: 30-70°C(Fluid) • IP rate: IPX4
 - Boost:2/4H • Insulation: Class I • Digital display
- All Tec elements are supplied with a matching Tee Piece.

ALL PRICES INCLUDE VAT



White
£132.00

Chrome
£132.00

Anthracite
£132.00

Matt Black
£132.00

Brushed Brass
£132.00

HGT horizontal thermostatic heating element (IPX4 Rated)

A horizontally mounted thermostatic element with 4 heat settings and frost protection, designed for column radiators.

ALL PRICES INCLUDE VAT

MODEL	WHITE	CHROME	SATIN CHROME	ANTHRACITE	STEEL	SATIN GOLD	TEXTURED LIGHT GREY	TEXTURED DARK GREY	MATT BLACK
HGT 300W	£178.80	£186.00	£194.40	£194.40	£194.40	£194.40	£194.40	£194.40	£194.40
HGT 600W	£186.00	£194.40	£201.60	£201.60	£201.60	£201.60	£201.60	£201.60	£201.60
HGT 900W	£194.40	£201.60	£217.20	£217.20	£217.20	£217.20	£217.20	£217.20	£217.20
HGT 1200W	£201.60	£210.00	£217.20	£217.20	£217.20	£217.20	£217.20	£217.20	£217.20
HGT 1500W*	£211.20	£217.20	£225.60	£225.60	£225.60	£225.60	£225.60	£225.60	£225.60
HGT 2000W*	£217.20	£225.60	£232.80	£232.80	£232.80	£232.80	£232.80	£232.80	£232.80




* 3/4" connections

GT vertical thermostatic heating element (IPX4 Rated).

An analogue thermostatic element with 4 heat settings and frost protection.
All GT stocked elements are supplied with a matching Tee Piece, all others are supplied with chrome.

ALL PRICES INCLUDE VAT

MODEL	WHITE	CHROME	SATIN CHROME	ANTHRACITE	STEEL	SATIN GOLD	TEXTURED LIGHT GREY	TEXTURED DARK GREY	MATT BLACK
GT 300W	£157.20	£171.60	£180.00	£180.00	£180.00	£180.00	£180.00	£180.00	£180.00
GT 600W	£157.20	£171.60	£180.00	£180.00	£180.00	£180.00	£180.00	£180.00	£180.00
GT 900W	£157.20	£171.60	£180.00	£180.00	£180.00	£180.00	£180.00	£180.00	£180.00
GT 1200W	£180.00	£194.40	£213.60	£213.60	£213.60	£213.60	£213.60	£213.60	£213.60
GT 1500W	£180.00	£194.40	£213.60	£213.60	£213.60	£213.60	£213.60	£213.60	£213.60



WI-FI HEATING ELEMENTS

Please note: our new range of wi-fi elements are fully controllable via a downloadable app, giving you the functionality to program them as you wish (IPX4 rated).



SUPLA
Android & IOS app available to download



H+ WIFI VERTICAL THERMOSTATIC ELEMENT

All H+ stocked elements are supplied with a matching Tee Piece, all others are supplied with chrome.
ALL PRICES INCLUDE VAT

MODEL	LENGTH (mm)	WHITE	CHROME	SATIN CHROME	ANTHRACITE	STEEL	SATIN GOLD	TEXTURED LIGHT GREY	TEXTURED DARK GREY	MATT BLACK
H+ 150W	300	£256.80	£256.80	£256.80	£256.80	£256.80	£256.80	£256.80	£256.80	£256.80
H+ 300W	340	£256.80	£256.80	£256.80	£256.80	£256.80	£256.80	£256.80	£256.80	£256.80
H+ 600W	390	£256.80	£256.80	£256.80	£256.80	£256.80	£256.80	£256.80	£256.80	£256.80
H+ 900W	440	£256.80	£256.80	£256.80	£256.80	£256.80	£256.80	£256.80	£256.80	£256.80
H+ 1200W	470	£256.80	£256.80	£256.80	£256.80	£256.80	£256.80	£256.80	£256.80	£256.80
H+ 1500W	520	£256.80	£256.80	£256.80	£256.80	£256.80	£256.80	£256.80	£256.80	£256.80



* All items in bold – next working day delivery * All items not in bold – 3-4 weeks delivery



SUPLA
Android & IOS app available to download



H+H WIFI HORIZONTAL THERMOSTATIC ELEMENT

ALL PRICES INCLUDE VAT

MODEL	LENGTH (mm)	WHITE	CHROME	SATIN CHROME	ANTHRACITE	STEEL	SATIN GOLD	TEXTURED LIGHT GREY	TEXTURED DARK GREY	MATT BLACK
H+H300W	340	£291.60	£291.60	£291.60	£291.60	£291.60	£291.60	£291.60	£291.60	£291.60
H+H600W	390	£291.60	£291.60	£291.60	£291.60	£291.60	£291.60	£291.60	£291.60	£291.60
H+H900W	440	£291.60	£291.60	£291.60	£291.60	£291.60	£291.60	£291.60	£291.60	£291.60
H+H1200W	470	£291.60	£291.60	£291.60	£291.60	£291.60	£291.60	£291.60	£291.60	£291.60
H+H1500W*	520	£291.60	£291.60	£291.60	£291.60	£291.60	£291.60	£291.60	£291.60	£291.60
H+H2000W*	570	£291.60	£291.60	£291.60	£291.60	£291.60	£291.60	£291.60	£291.60	£291.60



* 3/4" connections

Please note: minimum order value for accessories is £264.00.

A carriage charge will apply for any orders under this amount.

* All items in bold – next working day delivery * All items not in bold – 3-4 weeks delivery

ESSENTIAL RADIATOR VALVES

Please note: our thermostatic Essential range is bi-directional.

Essential TRV – Straight



Essential TRV – Angled



Essential TRV – Corner



Essential TRV – Corner Dual Fuel



(Please note: these valves fit the Essential element only)

Essential Manual Valves – Straight



LUXURY THERMOSTATIC RADIATOR VALVES

Please note: these thermostatic valves are not bi-directional and must be installed on the flow connection.

Essential Manual Valves – Angled



Essential Manual Valves – Corner



Essential Manual Square Valves – Straight



Essential Manual Square Valves – Angled



Essential Manual Square Valves – Corner



Essential Manual Dual Fuel Valves



Essential Manual Crosshead Valves



Black / Brass Manual Valves



Enzo Angled TRV – Versions: Angled



Enzo Corner TRV – Versions: Corner



Stanley TRV – Versions: Angled Only



Please note: minimum order value for accessories is £264.00.
A carriage charge will apply for any orders under this amount.

Morgan TRV – Versions: Angled Only

<p>Chrome £96.00 (inc VAT)</p> 	<p>Brushed Nickel £96.00 (inc VAT)</p> 	<p>Vintage Brass £96.00 (inc VAT)</p> 	<p>Brushed Brass £96.00 (inc VAT)</p> 
<p>Polished Brass £96.00 (inc VAT)</p> 	<p>Antique Copper £108.00 (inc VAT)</p> 	<p>Black Nickel £108.00 (inc VAT)</p> 	<p>Pewter £108.00 (inc VAT)</p> 



Estilo TRV Valves – Versions: Angled

<p>Antique Brass £86.40 (inc VAT)</p> 	<p>Basalt Grey £86.40 (inc VAT)</p> 	<p>Metallic Grey £86.40 (inc VAT)</p> 	<p>Matt Metallic Grey £86.40 (inc VAT)</p> 
--	--	--	---

Estilo TRV Valves – Versions: Corner

<p>Antique Brass £96.00 (inc VAT)</p> 	<p>Basalt Grey £96.00 (inc VAT)</p> 	<p>Metallic Grey £96.00 (inc VAT)</p> 	<p>Matt Metallic Grey £96.00 (inc VAT)</p> 
---	---	---	--

Twin Star TRV Valves

<p>Chrome - Straight £108.00 (inc VAT)</p> 	<p>Chrome - Angled £108.00 (inc VAT)</p> 
---	--

LUXURY MANUAL RADIATOR VALVES

Argo Manual Valves – Versions: Angled Only

<p>Antique Brass £115.20 (inc VAT)</p> 	<p>Pewter £115.20 (inc VAT)</p> 	<p>Brushed Nickel £115.20 (inc VAT)</p> 
--	---	---


Jupiter Manual Valves – Angled Only

<p>Brushed Nickel £86.40 (inc VAT)</p> 

Enzo Angled Manual Valves – Versions: Angled

<p>Chrome £139.20 (inc VAT)</p> 	<p>Polished Brass £139.20 (inc VAT)</p> 	<p>Polished Nickel £139.20 (inc VAT)</p> 	<p>Brushed Nickel £139.20 (inc VAT)</p> 	<p>Black Nickel £139.20 (inc VAT)</p> 	<p>Antique Brass £139.20 (inc VAT)</p> 	<p>Antique Copper £139.20 (inc VAT)</p> 
<p>Old English Brass £139.20 (inc VAT)</p> 	<p>Pewter £139.20 (inc VAT)</p> 	<p>Brushed Copper £139.20 (inc VAT)</p> 	<p>Polished Copper £139.20 (inc VAT)</p> 	<p>Black Texture £139.20 (inc VAT)</p> 	<p>Brushed Brass £139.20 (inc VAT)</p> 	

Enzo Corner Manual Valves – Versions: Corner

<p>Chrome £153.60 (inc VAT)</p> 	<p>Polished Brass £153.60 (inc VAT)</p> 	<p>Polished Nickel £153.60 (inc VAT)</p> 	<p>Brushed Nickel £153.60 (inc VAT)</p> 	<p>Black Nickel £153.60 (inc VAT)</p> 	<p>Antique Brass £153.60 (inc VAT)</p> 	<p>Antique Copper £153.60 (inc VAT)</p> 
<p>Old English Brass £153.60 (inc VAT)</p> 	<p>Pewter £153.60 (inc VAT)</p> 	<p>Brushed Copper £153.60 (inc VAT)</p> 	<p>Polished Copper £153.60 (inc VAT)</p> 	<p>Black Texture £153.60 (inc VAT)</p> 	<p>Brushed Brass £153.60 (inc VAT)</p> 	

Valo Manual Valves – Versions: Angled Only

<p>Antique Brass £96.00 (inc VAT)</p> 	<p>Brushed Nickel £96.00 (inc VAT)</p> 
---	--

Adoni Manual Valves – Versions: Angled Only

<p>Gold £114.00 (inc VAT)</p> 	<p>Polished Nickel £114.00 (inc VAT)</p> 
---	--

Abbey Manual Valves – Versions: Angled Only

<p>Antique Brass £180.00 (inc VAT)</p> 	<p>Brushed Nickel £188.40 (inc VAT)</p> 	<p>Antique Copper £188.40 (inc VAT)</p> 	
--	---	---	---

ADDITIONAL ITEMS

Please note: minimum order value for accessories is £264.00.
A carriage charge will apply for any orders under this amount.

130mm Sleeving Kits

<p>White £36.00 (inc VAT)</p> 	<p>Chrome £36.00 (inc VAT)</p> 	<p>Anthracite Texture £36.00 (inc VAT)</p> 	<p>Matt Black £36.00 (inc VAT)</p> 	<p>Polished Brass £42.00 (inc VAT)</p> 
<p>Polished Nickel £42.00 (inc VAT)</p> 	<p>Brushed Nickel £42.00 (inc VAT)</p> 	<p>Black Nickel £42.00 (inc VAT)</p> 	<p>Antique Brass £42.00 (inc VAT)</p> 	<p>Antique Copper £42.00 (inc VAT)</p> 
<p>Brushed Brass £42.00 (inc VAT)</p> 	<p>Pewter £42.00 (inc VAT)</p> 	<p>Old English Brass £42.00 (inc VAT)</p> 	<p>Brushed Copper £42.00 (inc VAT)</p> 	<p>Polished Copper £42.00 (inc VAT)</p> 

300mm Sleeving Kits

<p>White £49.20 (inc VAT)</p> 	<p>Chrome £49.20 (inc VAT)</p> 	<p>Brushed Nickel £58.80 (inc VAT)</p> 	<p>Black Nickel £58.80 (inc VAT)</p> 
---	--	--	--

Tee Piece

<p>Chrome £12.00 (inc VAT)</p> 	<p>Brushed Nickel £12.00 (inc VAT)</p> 	<p>White £12.00 (inc VAT)</p> 	<p>Anthracite Texture £12.00 (inc VAT)</p> 	<p>Black £12.00 (inc VAT)</p> 	<p>Brushed Brass £12.00 (inc VAT)</p> 
--	--	---	--	---	---

Bush

3/4in BSPT x 1/2in
BSPP M / F Bush
Brass £13.20 (inc VAT)
Chrome £19.20 (inc VAT)



Electric Control

Electric Element Thermostatic
Control Unit (Max power output 800W)
White £115.20 (inc VAT)
Chrome £123.60 (inc VAT)



Reducer

15mm x 10mm Micro-bore Reducer
£9.60 (inc VAT)
15mm x 8mm Micro-bore Reducer
£9.60 (inc VAT)















Standard Wall Stay

250mm long
Chrome £19.20 (inc VAT)



Luxury Wall Stay 265mm long

<p>Chrome £49.20 (inc VAT)</p> 	<p>Polished Brass £49.20 (inc VAT)</p> 	<p>Polished Nickel £49.20 (inc VAT)</p> 	<p>Brushed Nickel £49.20 (inc VAT)</p> 
<p>Black Nickel £49.20 (inc VAT)</p> 	<p>Antique Brass £49.20 (inc VAT)</p> 	<p>Antique Copper £49.20 (inc VAT)</p> 	<p>Pewter £49.20 (inc VAT)</p> 
<p>Old English Brass £49.20 (inc VAT)</p> 	<p>Brushed Copper £49.20 (inc VAT)</p> 	<p>Polished Copper £49.20 (inc VAT)</p> 	<p>Brushed Brass £49.20 (inc VAT)</p> 

Please note: minimum order value for accessories is £264.00.
A carriage charge will apply for any orders under this amount.

Flat Air Vent & Plug

Chrome
£19.20 (inc VAT)



Aladdin Autovent

Polished Nickel
£33.60 (inc VAT)



Radiator Valve Extension

Rigid
15mm **£16.80** / 20mm **£16.80**
30mm **£16.80** / 40mm **£16.80**
50mm **£16.80**
(all prices include VAT)



Telescopic
20-50mm **£25.20**
20-70mm **£25.20**
(all prices include VAT)



RAL COLOURS



To view our collection of RAL colours please scan QR code.



All our RAL colours come in a gloss finish as standard, but if you require a matt finish, just let us know at the point of order. Within our RAL colour range we offer over 300 different finishes.

If you would like a personalised colour, we offer a colour matching service. For a surcharge, you can choose from paint ranges such as Farrow & Ball, Paint & Paper, Little Greene, Sanderson, NCS and Pantone, to name but a few.

For more details on the above, please contact the sales team for availability, lead times & cost.



Towel Hanging Options



Vela TB
367mm / 488mm Polished Aluminium
(central heating version only)
£170.40 (inc VAT)



Cassius TB
200mm / 340mm / 480mm
White / Chrome / Anthracite / RAL / Finishes
£75.60 (inc VAT)



Cove TB
295mm / 413mm
White / Chrome
£79.20 (inc VAT)




Modus TB
322mm (to fit 9 sections and above)
White / Chrome
£164.40 (inc VAT)



Metro & Orion TB
400mm / 500mm / 600mm
White / Chrome
£79.20 (inc VAT)



Delta TB
230mm Brushed **£68.40** / 230mm Polished **£84.00**
410mm Brushed **£92.40** / 410mm Polished **£117.60**
(all prices include VAT)



Grip Peg White / Chrome
Compatible with:
Cove / Cove Stainless / Cove Mirror / Denali / Metro / Orion
£33.60 (inc VAT)



VIP Hook White / Chrome
Compatible with:
Cove / Cove Stainless / Cove Mirror / Denali / Metro / Orion
£44.40 (inc VAT)



Magnetic Peg
Compatible with:
Tornado
Tornado T
£36.00 (inc VAT)



Verso Hook White / Chrome
Compatible with:
Vulcano T / Cove TR / Metro / Orion / Rosa / Cavell / Siena / Zante
£25.20 (inc VAT)



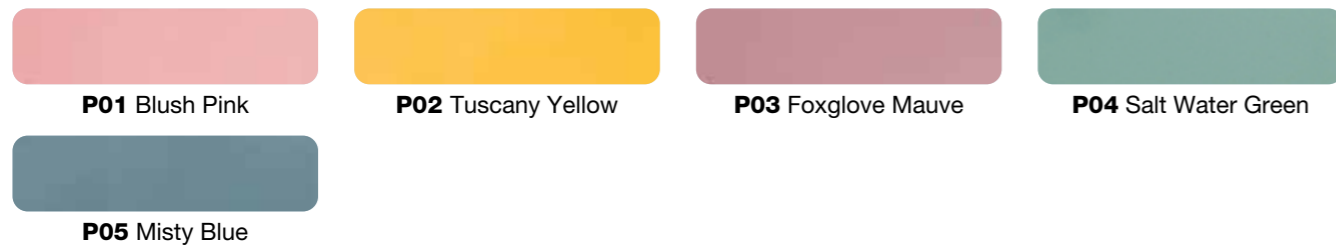
FINISHES

Please note: for technical reasons paint colours may not match exactly to the samples below, these should be used for illustrative purpose only.

SPECIAL FINISHING



PASTEL



MELANGE



WAVY



FINE TEXTURE



MODUS LACQUERED RANGE




Please be aware that the Modus Lacquered range has been created to enhance the markings of the manufacturing process, including the distinctive weld marks, making each section individual and every radiator unique.

DQ CAST IRON FINISHES

Please note: for technical reasons paint colours may not match exactly to the samples below, these should be used for illustrative purpose only.

STANDARD FINISHES



PREMIUM COLOUR

Our premium paint finish options include Farrow & Ball, Paint & Paper, Little Greene, Sanderson, RAL, NCS & Pantone. If the brand/type of finish you require isn't listed, just let us know and we'll confirm the availability of your choice.



POLISHED MATT LACQUERED



POLISHED LACQUERED



Please note: Casting is not an exact science and during the manufacturing process slight variations and imperfections can occur. In the case of radiators, the manufacturing process can leave some of the edges feeling rough. It is quite often this rough texture and appearance that makes the cast iron radiator such a period feature.

Interpretation

These Terms and Conditions apply to Double Quick (Heating) Ltd (company number 3853486) whose principal place of business is at Units 3 & 4, St Helens House, St Helens Way, Thetford, Norfolk IP24 1HG;

“Goods” means the goods which we supply in accordance with these Conditions;

“Stock Item” shall mean those goods which are part of our normal and/or standard range;

“Special Items” shall mean those products which are not Stock Items.

We reserve the right to amend these conditions from time to time.

Each separate order will be viewed as a new ‘contract’, and you will be subject to the terms in force at the time of placing the order.

Basis of Sale

These Conditions shall apply to all sales by us, and any variation to these conditions shall have no effect unless expressly agreed in writing between us and yourselves.

Any typographical, clerical or other error or omission in any sales literature, quotation, price list, acceptance of offer, invoice or other document or information, issued by us shall be subject to correction without any liability on our behalf.

For the avoidance of doubt, this contract does not transfer any intellectual Property Rights owned by us to you.

All orders are subject to acceptance and availability. If the goods you have ordered are not available from stock or are not standard stock items, we will contact you to arrange a suitable delivery time.

Orders and Specifications

You shall be responsible for ensuring the accuracy of the terms of any order (including any applicable specification) submitted by you, giving us any necessary information relating to the goods within a sufficient time to enable us to deliver the order in accordance with its terms.

The quantity and description of and any specifications for the goods shall be those set out in our quotation or confirmation of your order.

All technical data, measurements and outputs are in accordance with the manufacturer’s terms of reference at the time of going to press. Each manufacturer reserves their rights to change, alter or discontinue products (including brackets and fixtures) as illustrated within our catalogue. You are advised to confirm at the time of ordering that the published technical data in our brochure and the enclosed price list is still valid. Please note that white radiators ordered from different colour codes may vary slightly due to manufacturing tolerances. It should also be noted that some colours may also vary slightly from colour chips or RAL charts provided.

Cancellation or Variation of Orders

Whether the goods are Stock Items or Special Items shall be solely determined by us.

No cancellation or alteration to orders for Stock Items will be accepted after the date of the order being placed and accepted without written agreement. Thereafter any such cancellation or change will be accepted at our discretion. Where cancellation or alteration of orders is accepted by us, you may be required to pay a restocking charge, to cover administrative costs and collection costs (if applicable); such charges to be determined by us.

You have no right to cancel or change any order for Special or non stock items, after the date of the order being accepted. In the event of such cancellations being accepted, there may be a re-stocking charge of up to 50% to cover our expenses.

We reserve the right to suspend or cancel an order, by written notice if: you fail to pay us any money when due (under the order or otherwise); you become insolvent; you fail to honour your obligations under these terms.

Prices

The price of the goods shall be our quoted price or, where no price has been quoted, the price listed in our published price list current at the date of acceptance of the order, minus the requisite discount terms.

The price is inclusive of any applicable Value Added Tax which shall be payable in addition by you at the rate prevailing at the time of payment.

We reserve the right, by giving notice to you at any time before delivery, to increase the price of the goods to reflect any increase in the cost to you.

While we try to ensure that all prices quoted are accurate, errors may occur. Wherever it is not possible to accept your order to buy goods of the specification and description at the price indicated, we will advise you by email / phone and give you the option of purchasing the goods at the correct price stated or cancelling the order.

Terms of Payment

Except where expressly agreed in writing you will be required to pay 100% of the price of the goods minus the agreed discount.

In default of payment by you, we shall be at liberty to suspend further deliveries until payment is made.

We reserve the right to withdraw or reduce any credit facilities which may have previously been available to you.

No payment shall be deemed to have been received until we have received cleared funds.

If you have an approved credit account, payment is due no later than 30 days following the end of the month in which the goods are delivered, unless otherwise agreed in writing.

You can request a pro-forma invoice to make payment. Please call our sales department for further details.

We reserve the right to place an account on hold due to non payments, or to move account holders onto pro-forma terms.

Delivery

Whilst every effort is made to deliver goods on the dates or within the periods mentioned on the order, such dates or periods shall be deemed to be an estimate only and we accept no liability whatsoever for any loss or damage of any nature which may be suffered by your selves as a result of any failure on our behalf to deliver goods on or within the times, dates or periods mentioned in the order.

The goods may be delivered by us in advance of the quoted delivery date upon giving reasonable notice to you.

Where goods are to be delivered in instalments, each delivery may constitute a separate order and failure by us to deliver any one or more of the instalments in accordance with these Conditions, or any claim by you in respect of any one or more of the instalments, shall not entitle you to treat the order as a whole as cancelled.

Each instalment may be treated as a separate order and we may charge delivery accordingly.

We shall not be liable for any non-delivery of goods (even if caused by our negligence) unless you give written notice to us of the non-delivery within 3 days of the date when the goods would in the ordinary course of events have been received. Any liability by us for non-delivery of the goods shall be limited to replacing the goods within a reasonable time or issuing a credit note against any invoice raised for such goods.

If for any reason you fail to accept delivery of any of the goods, or we are unable to deliver the goods on time because you have not provided appropriate instructions, documents, licences or authorisations:

The risk in the goods shall pass to you (including for loss or damage);

The goods shall be deemed to have been delivered; and

We may store the goods until delivery, whereupon you shall be liable for all related costs and expenses (including, without limitation, storage and insurance).

Delivery will take place to the delivery address as specified by you at the time of order, unless otherwise expressly agreed in writing.

Our delivery agent or designated delivery company shall not deliver beyond the nearest accessible external hard standing area.

If the delivery agent enters the recipient’s property to deliver whether or not at your request, then this constitutes a separate arrangement between the recipient and the deliverer, and we shall not be party to any such arrangement. In these circumstances we shall not be liable for any loss, damage or other liability whatsoever or howsoever suffered or incurred as a direct or indirect result of the relevant delivery company entering property.

A charge will only be made for delivery in accordance with our current price list, unless otherwise agreed by us and you, for accessories with a total list price of below £250.

The receiver must sign for delivery, and once such proof of delivery is so signed, the goods will be deemed to have been accepted by or on behalf of your selves. It shall be the recipient’s responsibility to check, before signing for delivery, that the correct quantity of goods has been delivered and that the packaging has not been damaged. Qualifications in signature relating to the lack of examination (“unexamined” etc) cannot be accepted by us in the event of subsequent claims being made.

You must immediately inspect the goods and notify us of any damage to the goods within 3 days of delivery. We shall have no obligation to replace or repair damaged goods in the event of failure by the Buyer to comply with this provision.

We will accept no responsibility in respect of goods claimed to have been lost or damaged in transit where delivery is otherwise than by us.

In the case of goods being sent by post, we will accept no responsibility in respect of goods claimed to have been lost or damaged unless a written complaint is received by both the Post Office and us within 7 days of the date of dispatch.

Please note that many of our European Suppliers shut down during the summer and Christmas periods for 4 & 2 weeks respectively. This can add to prospective delivery times, especially for non-stock items, and is out of our control.

We may decline to deliver if: we believe that it would be unsafe, unlawful or unreasonably difficult to do so; or the premises (or the access to them) are unsuitable for our vehicle or delivery agent.

For deliveries to the Isle of Wight, the Isle of Man, the Scottish Isles, parts of Scotland, Northern Ireland and the Channel Isles you may be required to pay extra for delivery.

Property Ownership and Risk

The risk in the goods shall pass to you upon delivery. Full ownership will be transferred once payment is received.

Returns

Damaged goods being returned will only be collected from your delivery address, unless otherwise agreed in writing. Any other goods, which we accept back, are to be returned by you to our place of business at your expense.

Items will be accepted as a return which have not been installed or damaged after delivery.

Goods should be returned in their original packaging, provided such packaging and goods are undamaged.

We may issue a credit note for goods which we accept as returned.

We may agree to provide you with replacement goods prior to collecting or receiving back the goods to be returned (whether faulty, damaged or otherwise) but only on the condition that: the replacement goods are paid for in full and we reserve the right to re-invoice you in the event that the returned goods are found to be in a worse condition than when they were originally received by you or where such goods have not been received back to us within 3 months of the replacement goods being received by yourselves.

A re-stocking charge of 30% will be applied to all non-faulty stock items that wish to be returned. Special order and non-stock products cannot be cancelled. Where cancellation or alteration of orders is accepted by us, you may be required to pay a restocking charge, to cover administrative costs and collection costs (if applicable); such charges to be determined by us.

If the goods we deliver are faulty or damaged, we will meet the cost of the return, as long as the fault is reported to us within 3 working days.

Installation

The goods will be deemed to have been accepted when they have been delivered and we may not accept claims for any visible defects found after installation.

We accept no liability for any cost incurred relating to the cost of installation.

We shall not be liable for any plumber’s costs, decorator’s costs, transport costs, late penalties, or any other costs, as a direct or indirect result of (i) any defect in the goods (including but not limited to any manufacturing faults, such as leaks, that become apparent on or after installation) or (ii) late delivery of the goods.

YOU ARE ADVISED NOT TO BOOK AN INSTALLER OR CONTRACTOR UNTIL YOUR GOODS HAVE ARRIVED AND HAVE BEEN CHECKED.

Please do not install any goods that appear damaged.

Insolvency of the buyer

If you make any voluntary arrangement with your creditors or become subject to an administration order or become bankrupt or go into or an administrator takes possession, or a receiver is appointed to any of your properties or assets, or you cease, or threaten to cease trading, or we reasonably believe that any of these events is about to take place, we shall be entitled to cancel or suspend any further deliveries to you.

Warranties

We warrant that the goods will correspond with their specification at the time of delivery and will be free from defects in detail and workmanship either at the time of.

No liability will be accepted for minor variations between the colour chart and/or colour samples and the actual finish of the goods;

We shall be under no liability in respect of any defect in the goods arising from any drawing design or specification supplied to us.

We shall be under no liability in respect of any defect arising from fair wear and tear, wilful damage, negligence, abnormal working condition, failure to follow the installation instructions

(whether oral or written), misuse or alteration or repair of the goods.

Notices

Unless otherwise expressly stated in these terms and conditions, all notices from you to us must be in writing, fax, or email and sent to our contact address given above and all notices

from us to will be in writing, fax or e-mail.

Changes to legal notices

We reserve the right to change these terms and conditions from time to time.

Law, jurisdiction and language

The conditions therein and any contract brought into being as a result of usage of our brochure / website are governed by and construed in accordance with English law.

Parties to any such contract agree to submit to the exclusive jurisdiction of the courts of England and Wales. All contracts are concluded in English.

**Back cover image:**

Indio shown in Black RAL 9005 Matt

Inside back cover image:

Modus Electric Lacquered Vertical shown in Bare Metal



DOUBLE QUICK (HEATING) LTD

Units 3 & 4 St Helens House, St Helens Way,
Thetford, Norfolk IP24 1HG

T: 01842 810833

F: 01842 814751

E: sales@dqheating.com

www.dqheating.com

